



## Redwood Elementary School

Vicksburg Warren School District



100 REDWOOD ROAD  
Redwood, MS 39156



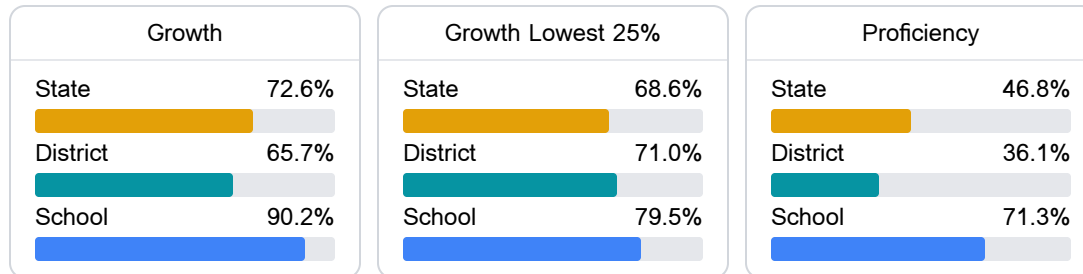
Buddy Wooten  
bwooten@vwsd.org

### School Accountability Grade Components

Mississippi's accountability system assigns "A" through "F" letter grades for schools and districts. Grades are based on student achievement, student growth, student participation in testing, and other academic measures. COVID - 19 pandemic disruptions continue to be reflected in 2021 - 2022 accountability data, particularly growth data.

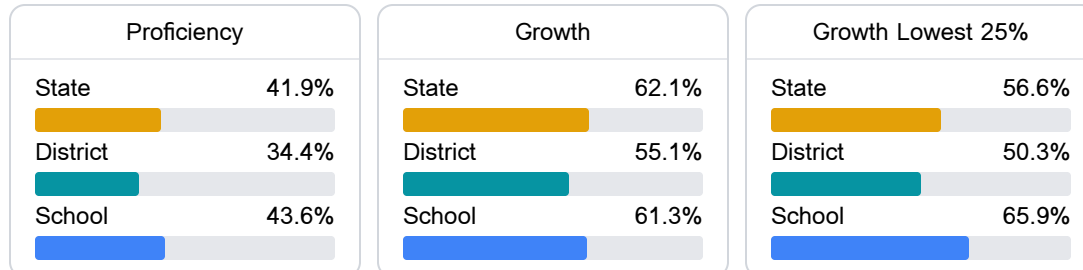
#### Math

Measurements of student performance on the statewide math assessment.



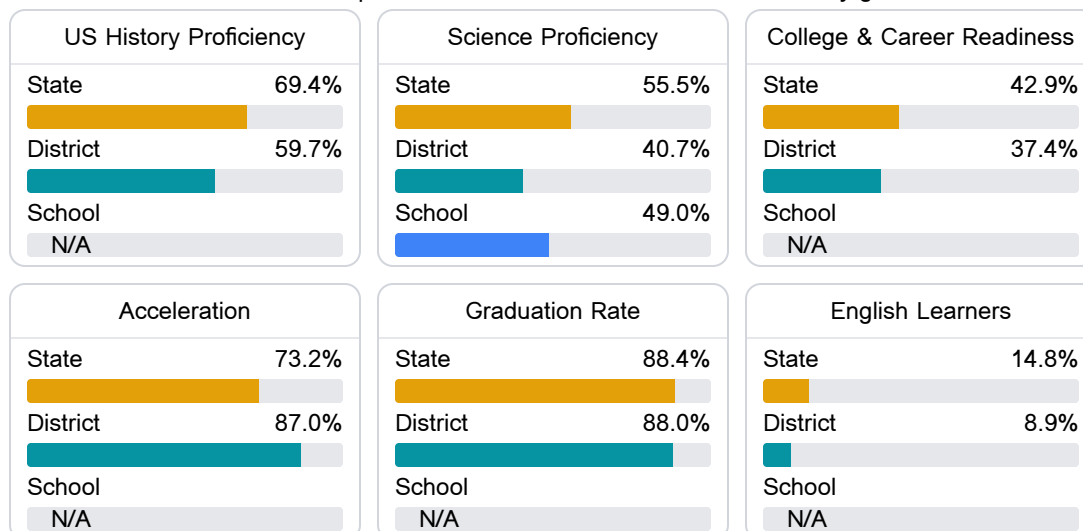
#### English

Measurements of student performance on the statewide English language arts (ELA) assessment.



#### Other Measures

Other measurements of student performance that factor into the accountability grade.



### Teacher Data

29.5

Teachers



93.5%

Experienced Teachers

0.0%

Provisional Teachers

100.0%

In-Field Teachers

## Detailed Assessment and Other Data

## Student Performance

The following information shows each level of student performance on statewide assessments.

## Math

Level 1		Level 2		Level 3		Level 4		Level 5	
State	7.0%	State	19.3%	State	27.3%	State	31.5%	State	15.0%
District	10.3%	District	25.6%	District	28.9%	District	25.8%	District	9.4%
School	0-10%	School	0-10%	School	11-20%	School	41-50%	School	21-30%
Minimal		Basic		Passing		Proficient		Advanced	

## English

Level 1		Level 2		Level 3		Level 4		Level 5	
State	8.6%	State	18.9%	State	31.3%	State	29.1%	State	12.1%
District	13.6%	District	20.7%	District	31.9%	District	25.8%	District	8.1%
School	5.0%	School	15.6%	School	36.7%	School	36.7%	School	6.0%
Minimal		Basic		Passing		Proficient		Advanced	

## Science

Level 1		Level 2		Level 3		Level 4		Level 5	
State	11.0%	State	12.4%	State	22.5%	State	34.7%	State	19.4%
District	18.8%	District	17.4%	District	24.1%	District	29.6%	District	10.2%
School	10.2%	School	8.2%	School	32.7%	School	24.5%	School	24.5%
Minimal		Basic		Passing		Proficient		Advanced	

## Student Assessment Participation



## Discipline

## Other Data



46.8 %

Chronic Absenteeism



\$10,890.04

Per-Pupil Expenditure