

## Vicksburg Intermediate

Vicksburg Warren School District

1245 Dana Road  
Vicksburg, MS 39180

Lakesha Batty  
lbatty@vwsd.org

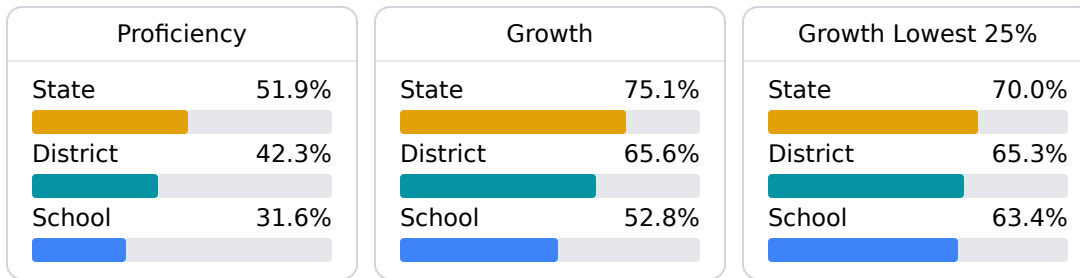
Identified for **Targeted Support and Improvement**

### School Accountability Grade Components

Mississippi's accountability system assigns "A" through "F" letter grades for schools and districts. Grades are based on student achievement, student growth, student participation in testing, and other academic measures.

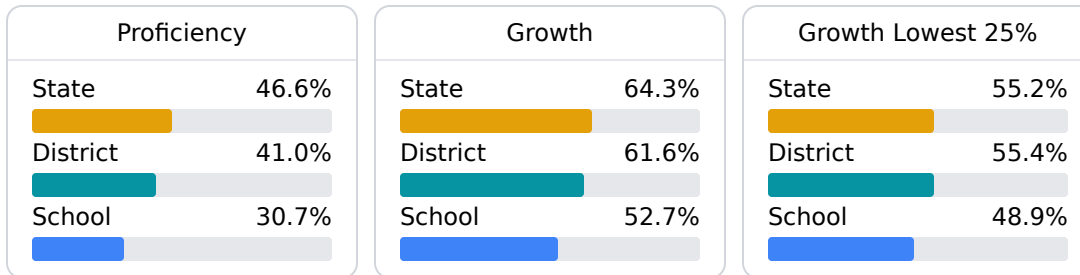
#### Math

Measurements of student performance on the statewide math assessment.



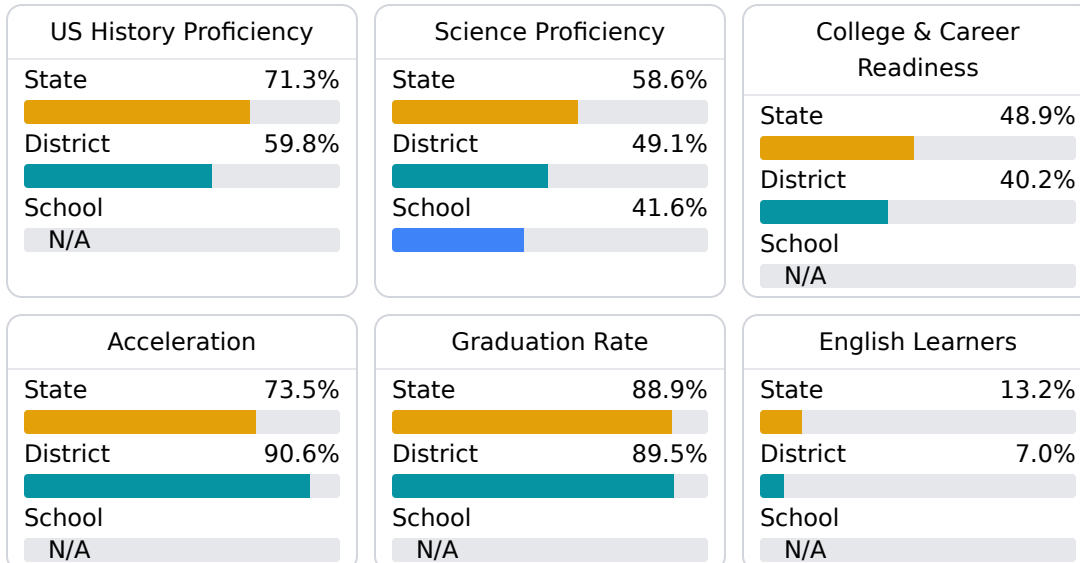
#### English

Measurements of student performance on the statewide English language arts (ELA) assessment.



#### Other Measures

Other measurements of student performance that factor into the accountability grade.



### Teacher Data

32.6

Teachers



64.1%

Experienced Teachers

10.7%

Provisional Teachers

94.9%

In-Field Teachers

## Detailed Assessment and Other Data

### Student Performance

The following information shows each level of student performance on statewide assessments.

#### Math

Level 1	Level 2	Level 3	Level 4	Level 5
State 0-10%	State 11-20%	State 21-30%	State 31-40%	State 11-20%
District 6.8%	District 20.7%	District 30.6%	District 28.5%	District 13.5%
School 11.5%	School 27.8%	School 32.2%	School 19.4%	School 9.2%
Minimal	Basic	Passing	Proficient	Advanced

#### English

Level 1	Level 2	Level 3	Level 4	Level 5
State 8.3%	State 17.0%	State 29.7%	State 29.3%	State 15.7%
District 11.0%	District 18.8%	District 31.1%	District 26.5%	District 12.6%
School 12.7%	School 26.7%	School 31.6%	School 21.0%	School 8.0%
Minimal	Basic	Passing	Proficient	Advanced

#### Science

Level 1	Level 2	Level 3	Level 4	Level 5
State 11.4%	State 11.9%	State 20.8%	State 33.6%	State 22.3%
District 17.0%	District 13.8%	District 23.4%	District 31.5%	District 14.3%
School 20.9%	School 25.6%	School 17.4%	School 18.6%	School 17.4%
Minimal	Basic	Passing	Proficient	Advanced

## Student Assessment Participation



## Discipline

<10

Incidents of Violence

## Other Data



37.8%

Chronic Absenteeism



\$13,463.29

Per-Pupil Expenditure