



Beechwood Elementary School

Vicksburg Warren School District



999 HIGHWAY 27 S
Vicksburg, MS 39180



David Adams
david.adams@vwsd.org

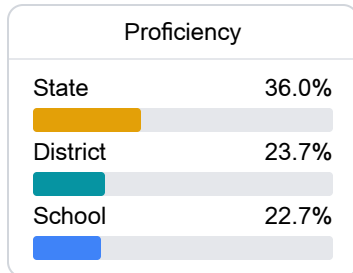
Identified for **Additional Targeted Support and Improvement**

School Accountability Grade Components

Mississippi's accountability system assigns "A" through "F" letter grades for schools and districts. Grades are based on student achievement, student growth, student participation in testing, and other academic measures. COVID - 19 pandemic disruptions continue to be reflected in 2021 - 2022 accountability data, particularly growth data.

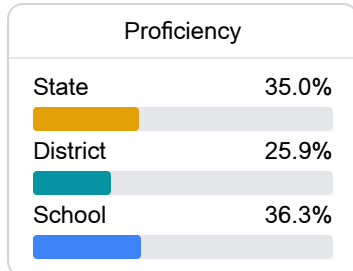
Math

Measurements of student performance on the statewide math assessment.



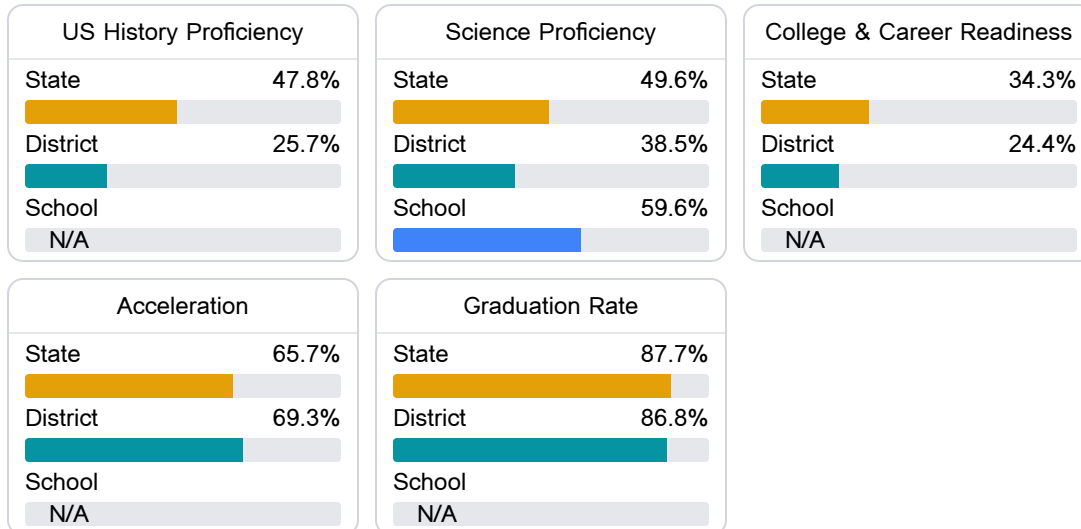
English

Measurements of student performance on the statewide English language arts (ELA) assessment.



Other Measures

Other measurements of student performance that factor into the accountability grade.



Teacher Data

47.2

Teachers



73.4%

Experienced Teachers

0.0%

Provisional Teachers

97.9%

In-Field Teachers

Detailed Assessment and Other Data

Student Performance

The following information shows each level of student performance on statewide assessments.

Math

Level 1		Level 2		Level 3		Level 4		Level 5	
State	11.6%	State	24.2%	State	29.5%	State	24.8%	State	9.9%
District	18.4%	District	33.1%	District	27.1%	District	16.2%	District	5.3%
School	13.7%	School	34.0%	School	29.1%	School	16.6%	School	6.6%
Minimal		Basic		Passing		Proficient		Advanced	

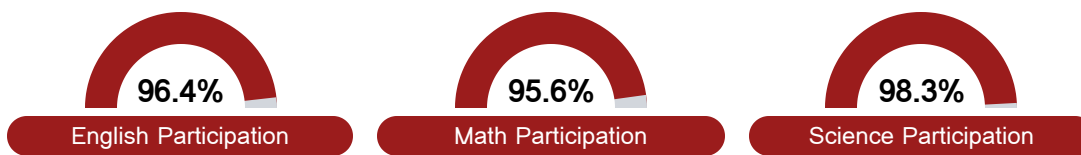
English

Level 1		Level 2		Level 3		Level 4		Level 5	
State	10.8%	State	23.1%	State	31.8%	State	24.6%	State	9.7%
District	17.6%	District	26.9%	District	29.8%	District	19.1%	District	6.5%
School	9.1%	School	26.8%	School	28.8%	School	24.7%	School	10.7%
Minimal		Basic		Passing		Proficient		Advanced	

Science

Level 1		Level 2		Level 3		Level 4		Level 5	
State	13.8%	State	14.5%	State	23.4%	State	32.7%	State	15.7%
District	23.4%	District	17.4%	District	24.2%	District	27.5%	District	7.6%
School	5.3%	School	15.8%	School	19.3%	School	38.6%	School	21.1%
Minimal		Basic		Passing		Proficient		Advanced	

Student Assessment Participation



Discipline

* Source: 2017-2018 Civil Rights Data Collection

Other Data



10.1 %

Chronic Absenteeism



\$11,178.69

Per-Pupil Expenditure