



Bowmar Avenue School

Vicksburg Warren School District



912 BOWMAR AVENUE
Vicksburg, MS 39180



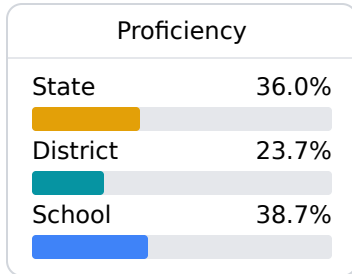
Jason Bennett
jbennett@vwsd.org

School Accountability Grade Components

Mississippi's accountability system assigns "A" through "F" letter grades for schools and districts. Grades are based on student achievement, student growth, student participation in testing, and other academic measures. COVID - 19 pandemic disruptions continue to be reflected in 2021 - 2022 accountability data, particularly growth data.

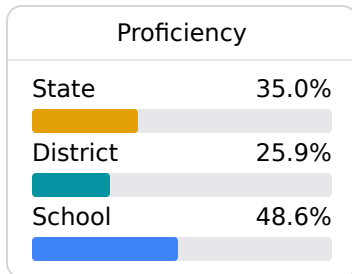
Math

Measurements of student performance on the statewide math assessment.



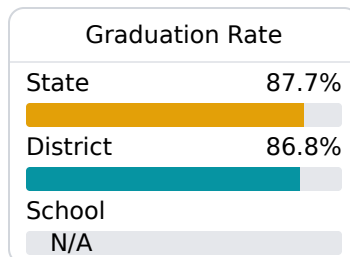
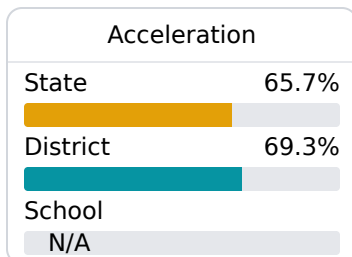
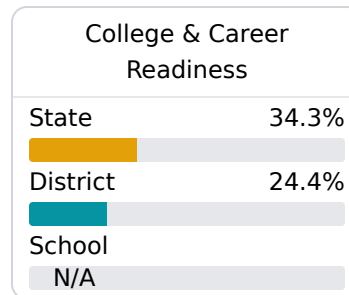
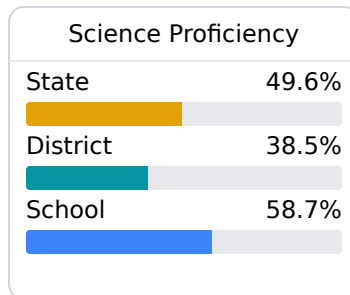
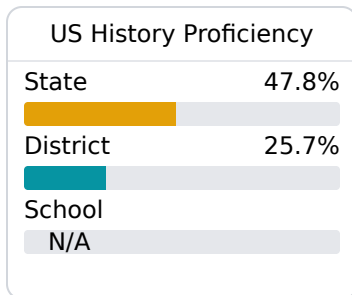
English

Measurements of student performance on the statewide English language arts (ELA) assessment.



Other Measures

Other measurements of student performance that factor into the accountability grade.



Teacher Data

25.2

Teachers



79.6%

Experienced Teachers

3.6%

Provisional Teachers

96.8%

In-Field Teachers

Detailed Assessment and Other Data

Student Performance

The following information shows each level of student performance on statewide assessments.

Math

Level 1		Level 2		Level 3		Level 4		Level 5	
State	11.6%	State	24.2%	State	29.5%	State	24.8%	State	9.9%
District	18.4%	District	33.1%	District	27.1%	District	16.2%	District	5.3%
School	7.6%	School	25.9%	School	27.8%	School	27.8%	School	10.9%
Minimal		Basic		Passing		Proficient		Advanced	

English

Level 1		Level 2		Level 3		Level 4		Level 5	
State	10.8%	State	23.1%	State	31.8%	State	24.6%	State	9.7%
District	17.6%	District	26.9%	District	29.8%	District	19.1%	District	6.5%
School	0-10%	School	11-20%	School	31-40%	School	31-40%	School	11-20%
Minimal		Basic		Passing		Proficient		Advanced	

Science

Level 1		Level 2		Level 3		Level 4		Level 5	
State	13.8%	State	14.5%	State	23.4%	State	32.7%	State	15.7%
District	23.4%	District	17.4%	District	24.2%	District	27.5%	District	7.6%
School	6.5%	School	10.9%	School	23.9%	School	50.0%	School	8.7%
Minimal		Basic		Passing		Proficient		Advanced	

Student Assessment Participation



Discipline

* Source: 2017-2018 Civil Rights Data Collection

Other Data



5.0%

Chronic Absenteeism



\$9,018.41

Per-Pupil Expenditure