



## Bowmar Avenue School

Vicksburg Warren School District



912 BOWMAR AVENUE  
Vicksburg, MS 39180



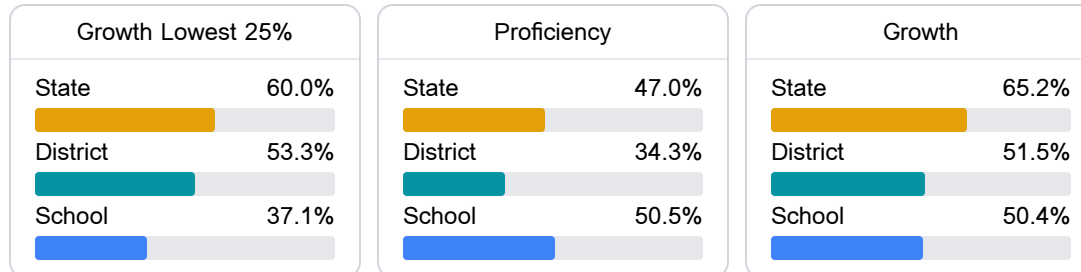
Jason Bennett  
jbennett@vwsd.org

### School Accountability Grade Components

Mississippi's accountability system assigns "A" through "F" letter grades for schools and districts. Grades are based on student achievement, student growth, student participation in testing, and other academic measures.

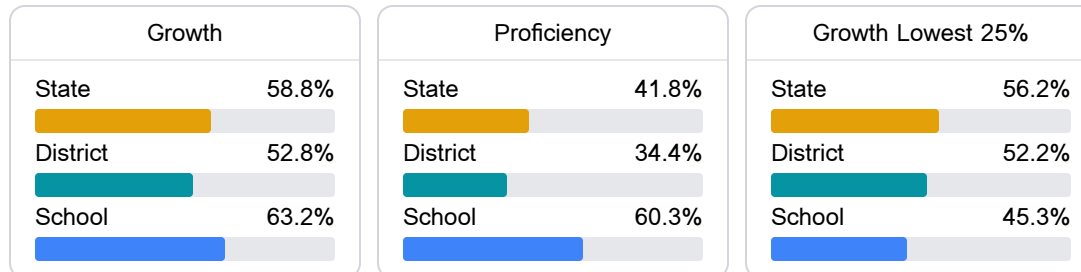
#### Math

Measurements of student performance on the statewide math assessment.



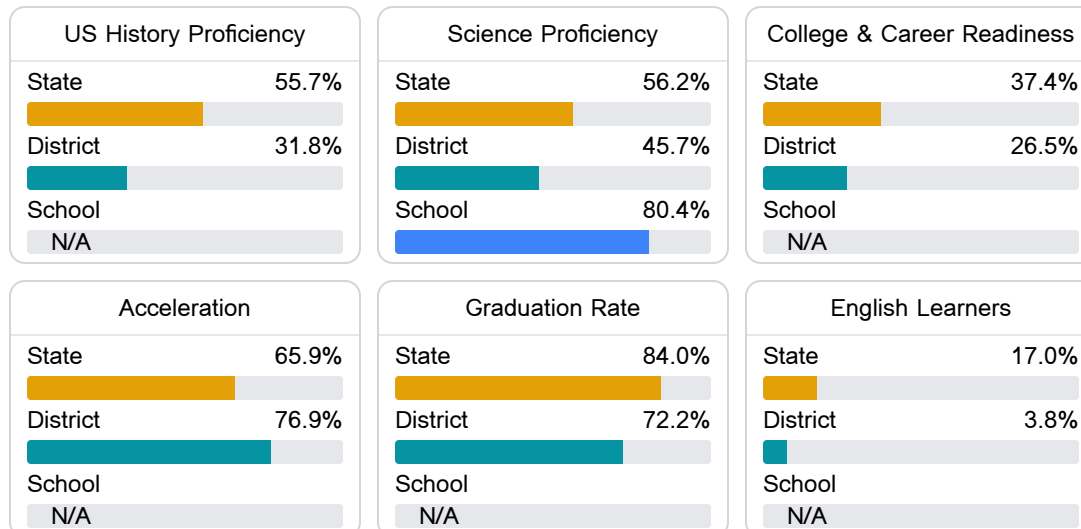
#### English

Measurements of student performance on the statewide English language arts (ELA) assessment.



#### Other Measures

Other measurements of student performance that factor into the accountability grade.



### Teacher Data

24.2

Teachers



67.0%

Experienced Teachers

8.3%

Provisional Teachers

97.9%

In-Field Teachers

## Detailed Assessment and Other Data

### Student Performance

The following information shows each level of student performance on statewide assessments.

#### Math

Level 1		Level 2		Level 3		Level 4		Level 5	
State	5.6%	State	17.7%	State	31.2%	State	31.3%	State	14.1%
District	10.2%	District	24.2%	District	32.7%	District	24.3%	District	8.6%
School	0-10%	School	11-20%	School	31-40%	School	31-40%	School	11-20%
Minimal		Basic		Passing		Proficient		Advanced	

#### English

Level 1		Level 2		Level 3		Level 4		Level 5	
State	6.8%	State	19.6%	State	33.5%	State	28.9%	State	11.2%
District	12.8%	District	24.1%	District	31.4%	District	24.1%	District	7.6%
School	0-10%	School	11-20%	School	21-30%	School	41-50%	School	11-20%
Minimal		Basic		Passing		Proficient		Advanced	

#### Science

Level 1		Level 2		Level 3		Level 4		Level 5	
State	10.3%	State	13.6%	State	23.4%	State	36.0%	State	16.7%
District	20.6%	District	17.3%	District	23.4%	District	28.9%	District	9.7%
School	11-20%	School	0-10%	School	0-10%	School	61-70%	School	11-20%
Minimal		Basic		Passing		Proficient		Advanced	

### Student Assessment Participation



### Discipline



\* Source: 2017-2018 Civil Rights Data Collection

### Other Data



<5%

Chronic Absenteeism



\$7,851.51

Per-Pupil Expenditure