

## Tylertown Elementary School

Walthall County School District

705 Broad Street  
Tylertown, MS 39667

Felecia Prince  
fprince@wcsd.k12.ms.us

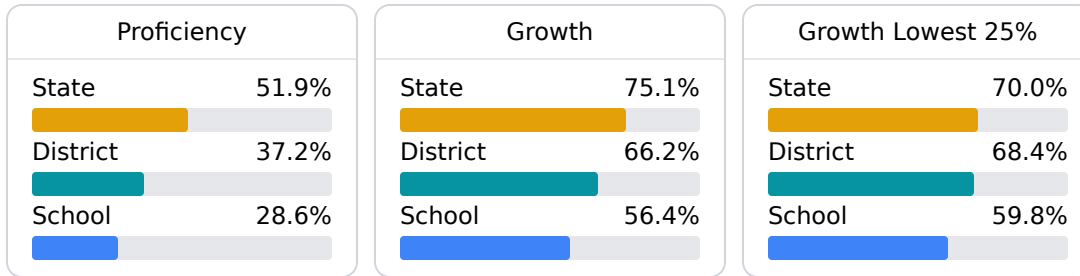
Identified for **Targeted Support and Improvement**

### School Accountability Grade Components

Mississippi's accountability system assigns "A" through "F" letter grades for schools and districts. Grades are based on student achievement, student growth, student participation in testing, and other academic measures.

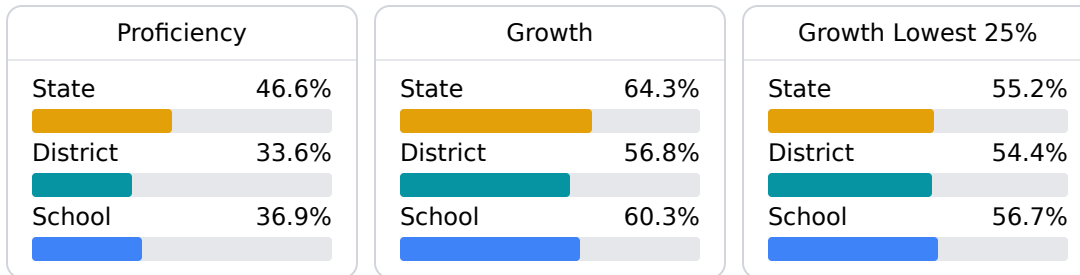
#### Math

Measurements of student performance on the statewide math assessment.



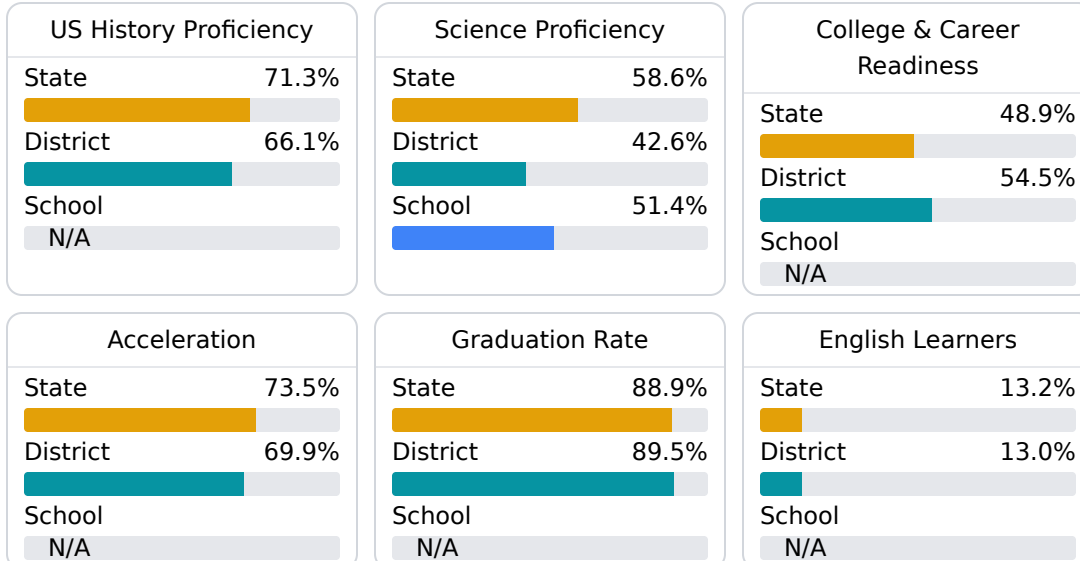
#### English

Measurements of student performance on the statewide English language arts (ELA) assessment.



#### Other Measures

Other measurements of student performance that factor into the accountability grade.



### Teacher Data

17.8

Teachers



83.2%

Experienced Teachers

1.9%

Provisional Teachers

100.0%

In-Field Teachers

## Detailed Assessment and Other Data

### Student Performance

The following information shows each level of student performance on statewide assessments.

#### Math

Level 1	Level 2	Level 3	Level 4	Level 5
State 0-10%	State 11-20%	State 21-30%	State 31-40%	State 11-20%
District 6.4%	District 23.4%	District 33.9%	District 25.8%	District 10.5%
School 11.1%	School 27.9%	School 32.8%	School 17.6%	School 10.7%
Minimal	Basic	Passing	Proficient	Advanced

#### English

Level 1	Level 2	Level 3	Level 4	Level 5
State 8.3%	State 17.0%	State 29.7%	State 29.3%	State 15.7%
District 11.4%	District 23.6%	District 33.1%	District 23.0%	District 8.9%
School 9.4%	School 24.5%	School 30.2%	School 28.2%	School 7.8%
Minimal	Basic	Passing	Proficient	Advanced

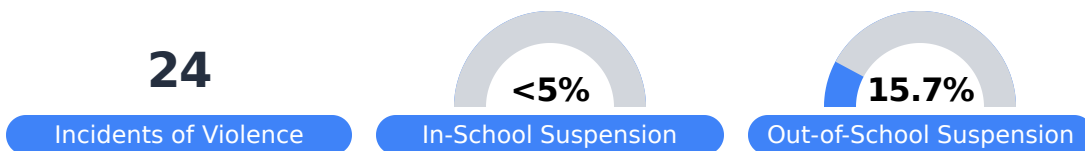
#### Science

Level 1	Level 2	Level 3	Level 4	Level 5
State 11.4%	State 11.9%	State 20.8%	State 33.6%	State 22.3%
District 16.7%	District 16.4%	District 23.9%	District 30.2%	District 12.8%
School 5.5%	School 5.5%	School 38.4%	School 34.3%	School 16.4%
Minimal	Basic	Passing	Proficient	Advanced

## Student Assessment Participation



## Discipline



## Other Data



**9.9%**

Chronic Absenteeism



**\$11,370.65**

Per-Pupil Expenditure