



Tylertown Primary School

Walthall County School District



813 Ball Avenue
Tylertown, MS 39667



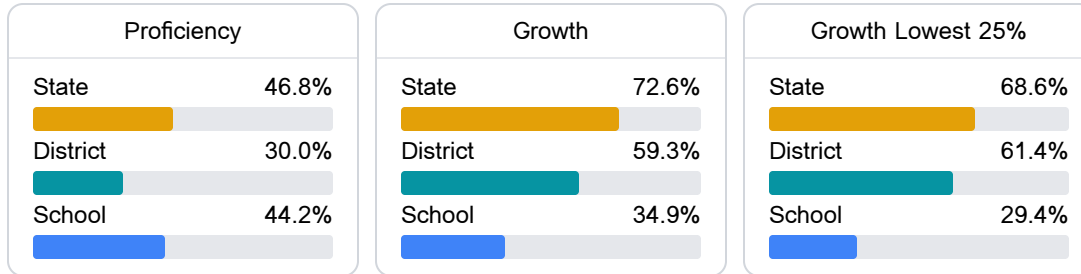
Nickalaya Chapman
nchapman@wcsd.k12.ms.us

School Accountability Grade Components

Mississippi's accountability system assigns "A" through "F" letter grades for schools and districts. Grades are based on student achievement, student growth, student participation in testing, and other academic measures. COVID - 19 pandemic disruptions continue to be reflected in 2021 - 2022 accountability data, particularly growth data.

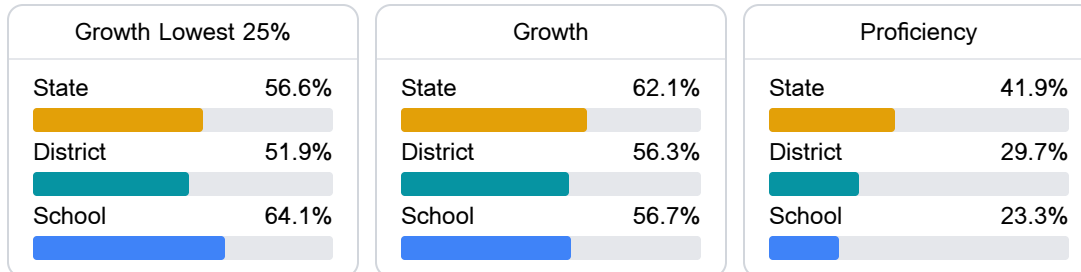
Math

Measurements of student performance on the statewide math assessment.



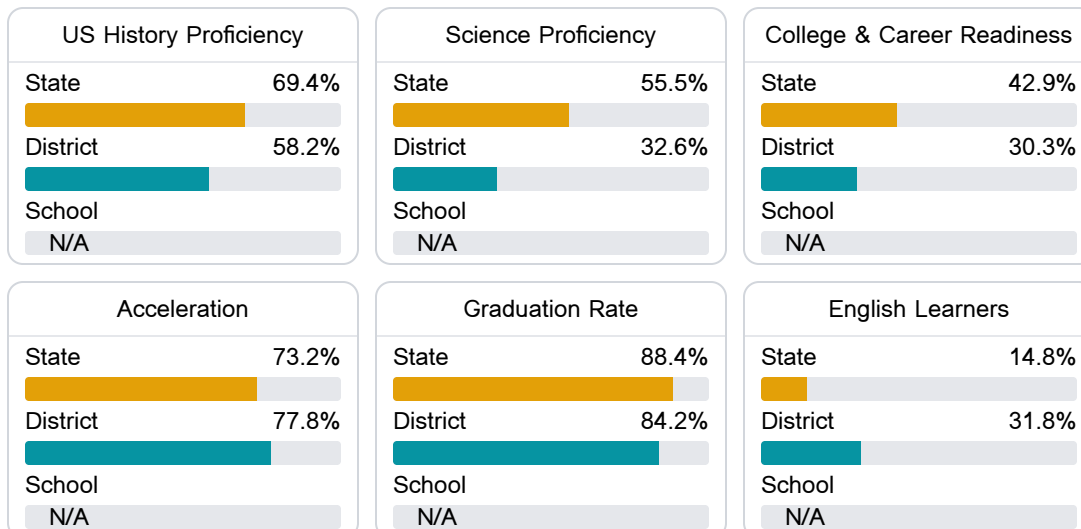
English

Measurements of student performance on the statewide English language arts (ELA) assessment.



Other Measures

Other measurements of student performance that factor into the accountability grade.



Teacher Data

26.9

Teachers



64.8%

Experienced Teachers

0.0%

Provisional Teachers

100.0%

In-Field Teachers

Detailed Assessment and Other Data

Student Performance

The following information shows each level of student performance on statewide assessments.

Math

Level 1		Level 2		Level 3		Level 4		Level 5	
State	7.0%	State	19.3%	State	27.3%	State	31.5%	State	15.0%
District	10.2%	District	28.1%	District	32.0%	District	23.5%	District	6.1%
School	6.7%	School	23.6%	School	25.8%	School	34.8%	School	9.0%
Minimal		Basic		Passing		Proficient		Advanced	

English

Level 1		Level 2		Level 3		Level 4		Level 5	
State	8.6%	State	18.9%	State	31.3%	State	29.1%	State	12.1%
District	12.0%	District	24.7%	District	33.8%	District	23.9%	District	5.6%
School	11-20%	School	21-30%	School	31-40%	School	11-20%	School	0-10%
Minimal		Basic		Passing		Proficient		Advanced	

Science

Level 1		Level 2		Level 3		Level 4		Level 5	
State	11.0%	State	12.4%	State	22.5%	State	34.7%	State	19.4%
District	20.1%	District	21.7%	District	26.0%	District	23.1%	District	9.1%
School	N/A	School	N/A	School	N/A	School	N/A	School	N/A
Minimal		Basic		Passing		Proficient		Advanced	

Student Assessment Participation

98.9%

Math Participation

98.9%

English Participation

Discipline

<5%

Out-of-School Suspension

Other Data



33.6%

Chronic Absenteeism



\$10,119.32

Per-Pupil Expenditure