

B Dexter Elementary School

Walthall County School District

927 Highway 48 East
Tylertown, MS 39667

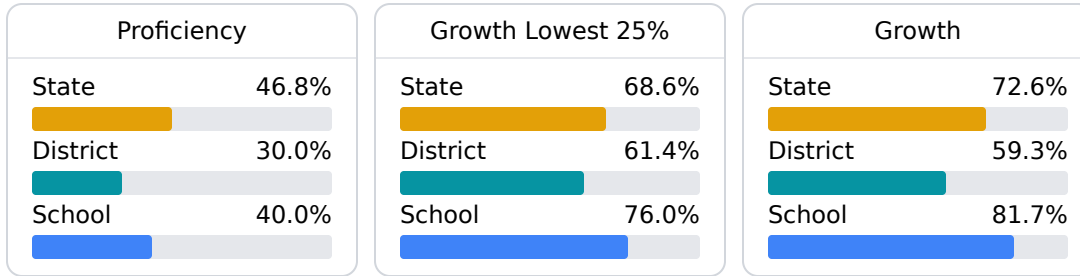
Jackie Boone
jboone@wcsd.k12.ms.us

School Accountability Grade Components

Mississippi's accountability system assigns "A" through "F" letter grades for schools and districts. Grades are based on student achievement, student growth, student participation in testing, and other academic measures. COVID - 19 pandemic disruptions continue to be reflected in 2021 - 2022 accountability data, particularly growth data.

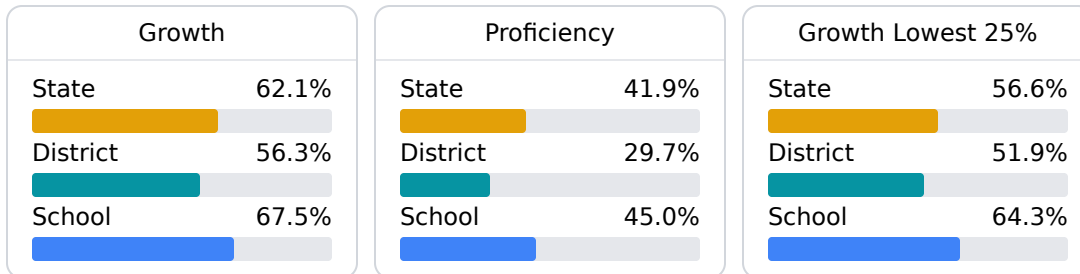
Math

Measurements of student performance on the statewide math assessment.



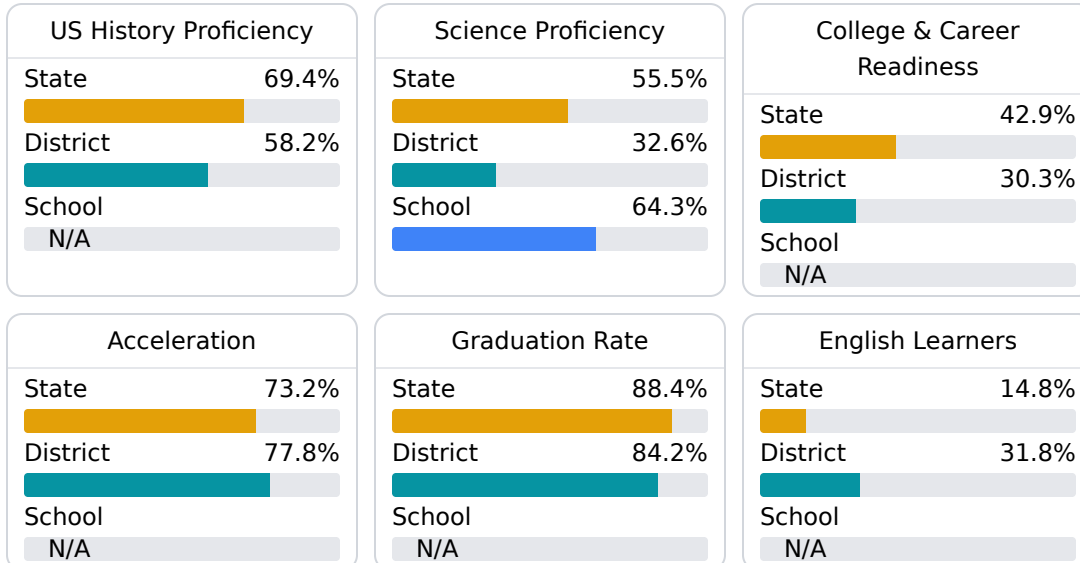
English

Measurements of student performance on the statewide English language arts (ELA) assessment.



Other Measures

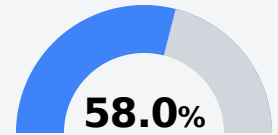
Other measurements of student performance that factor into the accountability grade.



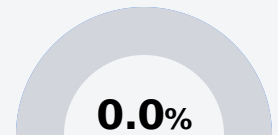
Teacher Data

8.3

Teachers



Experienced Teachers



Provisional Teachers



In-Field Teachers

Detailed Assessment and Other Data

Student Performance

The following information shows each level of student performance on statewide assessments.

Math

Level 1	Level 2	Level 3	Level 4	Level 5
State 7.0%	State 19.3%	State 27.3%	State 31.5%	State 15.0%
District 10.2%	District 28.1%	District 32.0%	District 23.5%	District 6.1%
School 0-10%	School 21-30%	School 21-30%	School 21-30%	School 11-20%
Minimal	Basic	Passing	Proficient	Advanced

English

Level 1	Level 2	Level 3	Level 4	Level 5
State 8.6%	State 18.9%	State 31.3%	State 29.1%	State 12.1%
District 12.0%	District 24.7%	District 33.8%	District 23.9%	District 5.6%
School 7.0%	School 16.3%	School 27.9%	School 37.2%	School 11.6%
Minimal	Basic	Passing	Proficient	Advanced

Science

Level 1	Level 2	Level 3	Level 4	Level 5
State 11.0%	State 12.4%	State 22.5%	State 34.7%	State 19.4%
District 20.1%	District 21.7%	District 26.0%	District 23.1%	District 9.1%
School 13.3%	N/A	School 20.0%	School 40.0%	School 26.7%
Minimal	Basic	Passing	Proficient	Advanced

Student Assessment Participation



Discipline



Other Data



30.9%

Chronic Absenteeism



\$16,685.30

Per-Pupil Expenditure