

A New Albany High School

New Albany Public Schools

201 Highway 15 North
New Albany, MS 38652

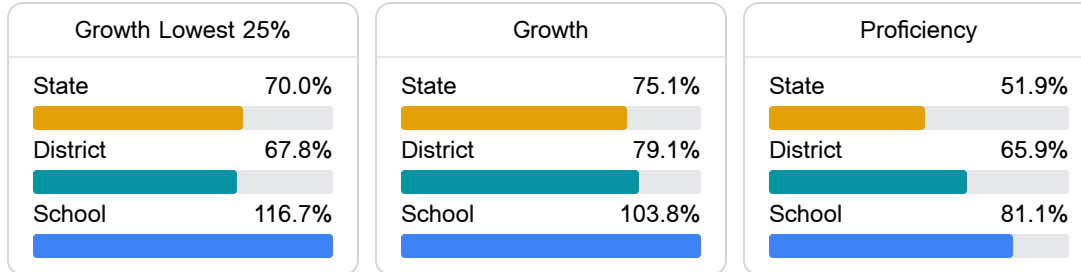
Matt Buchanan
mbuchanan@nasd.ms

School Accountability Grade Components

Mississippi's accountability system assigns "A" through "F" letter grades for schools and districts. Grades are based on student achievement, student growth, student participation in testing, and other academic measures.

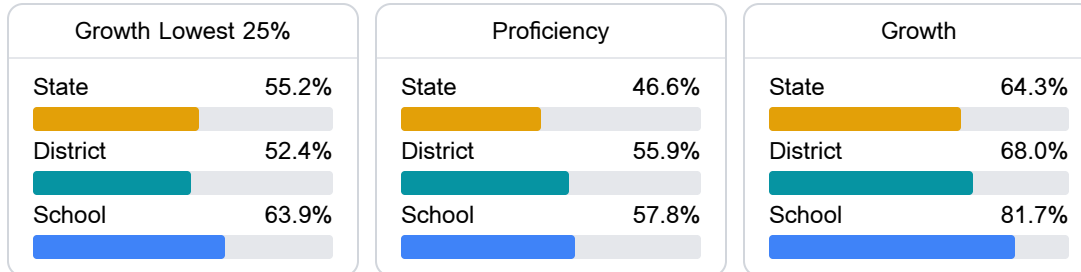
Math

Measurements of student performance on the statewide math assessment.



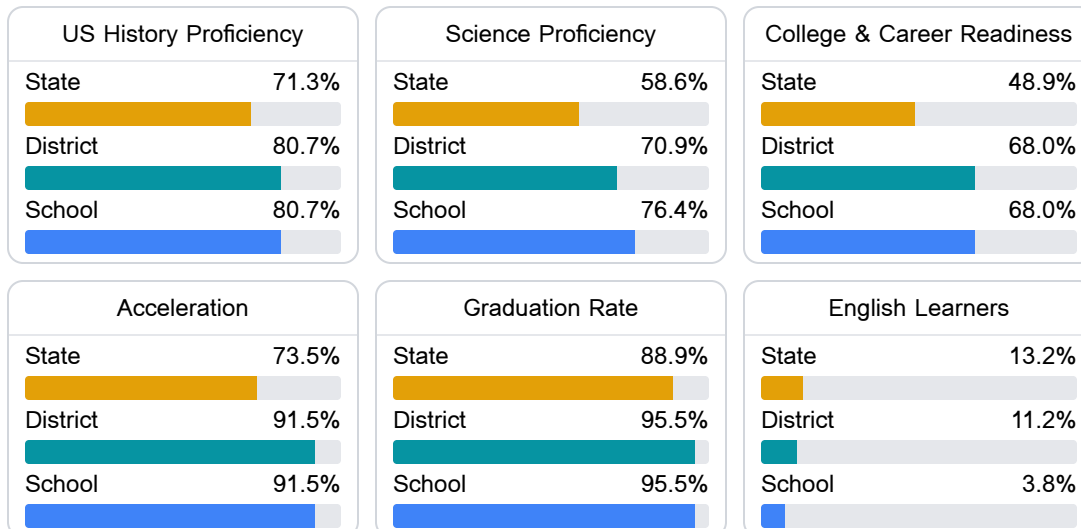
English

Measurements of student performance on the statewide English language arts (ELA) assessment.



Other Measures

Other measurements of student performance that factor into the accountability grade.



Teacher Data

41.4

Teachers



83.9%

Experienced Teachers

1.3%

Provisional Teachers

98.7%

In-Field Teachers

Detailed Assessment and Other Data

Student Performance

The following information shows each level of student performance on statewide assessments.

Math

Level 1		Level 2		Level 3		Level 4		Level 5	
State	0-10%	State	11-20%	State	21-30%	State	31-40%	State	11-20%
District	0-10%	District	11-20%	District	21-30%	District	31-40%	District	21-30%
School	N/A	School	12.6%	School	31.1%	School	46.7%	School	9.6%
Minimal		Basic		Passing		Proficient		Advanced	

English

Level 1		Level 2		Level 3		Level 4		Level 5	
State	8.3%	State	17.0%	State	29.7%	State	29.3%	State	15.7%
District	5.9%	District	13.0%	District	29.2%	District	31.9%	District	20.2%
School	7.3%	School	15.2%	School	25.6%	School	29.9%	School	22.0%
Minimal		Basic		Passing		Proficient		Advanced	

Science

Level 1		Level 2		Level 3		Level 4		Level 5	
State	11.4%	State	11.9%	State	20.8%	State	33.6%	State	22.3%
District	9.4%	District	6.6%	District	18.4%	District	34.8%	District	30.8%
School	12.0%	School	6.6%	School	15.3%	School	38.3%	School	27.9%
Minimal		Basic		Passing		Proficient		Advanced	

Student Assessment Participation



Discipline



Other Data



19.1 %

Chronic Absenteeism



\$13,743.98

Per-Pupil Expenditure



73.1 %

Post-Secondary Enrollment



69.9%

Advanced Course Participation