



## New Albany High School

New Albany Public Schools



201 Highway 15 North  
New Albany, MS 38652



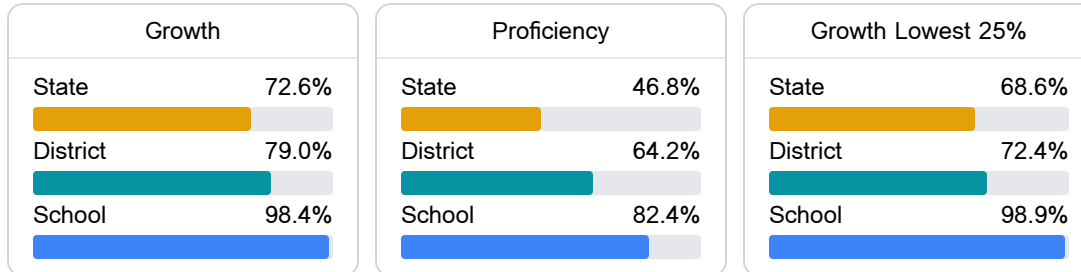
Matt Buchanan  
mbuchanan@nasd.ms

### School Accountability Grade Components

Mississippi's accountability system assigns "A" through "F" letter grades for schools and districts. Grades are based on student achievement, student growth, student participation in testing, and other academic measures. COVID - 19 pandemic disruptions continue to be reflected in 2021 - 2022 accountability data, particularly growth data.

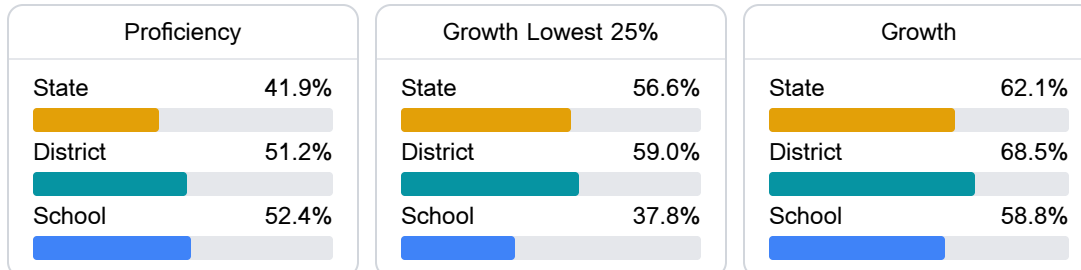
#### Math

Measurements of student performance on the statewide math assessment.



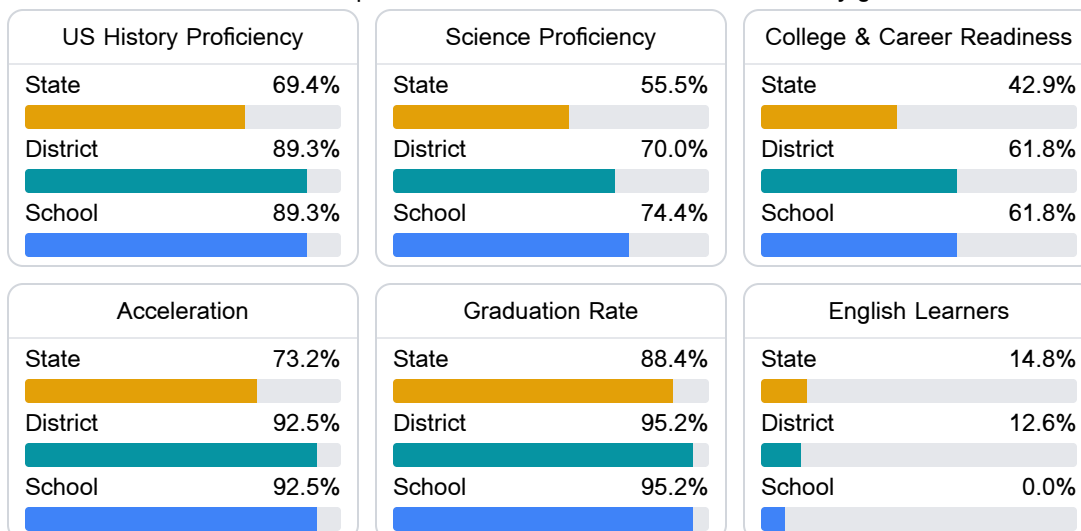
#### English

Measurements of student performance on the statewide English language arts (ELA) assessment.



#### Other Measures

Other measurements of student performance that factor into the accountability grade.



### Teacher Data

36.7

Teachers



83.0%

Experienced Teachers

6.0%

Provisional Teachers

92.8%

In-Field Teachers

## Detailed Assessment and Other Data

## Student Performance

The following information shows each level of student performance on statewide assessments.

## Math

Level 1		Level 2		Level 3		Level 4		Level 5	
State	7.0%	State	19.3%	State	27.3%	State	31.5%	State	15.0%
District	0-10%	District	0-10%	District	21-30%	District	41-50%	District	11-20%
School	N/A	School	6.1%	School	17.7%	School	61.2%	School	15.0%
Minimal		Basic		Passing		Proficient		Advanced	

## English

Level 1		Level 2		Level 3		Level 4		Level 5	
State	8.6%	State	18.9%	State	31.3%	State	29.1%	State	12.1%
District	5.9%	District	12.8%	District	31.7%	District	34.7%	District	15.0%
School	0-10%	School	11-20%	School	31-40%	School	31-40%	School	11-20%
Minimal		Basic		Passing		Proficient		Advanced	

## Science

Level 1		Level 2		Level 3		Level 4		Level 5	
State	11.0%	State	12.4%	State	22.5%	State	34.7%	State	19.4%
District	8.6%	District	5.7%	District	18.1%	District	37.8%	District	29.8%
School	5.0%	School	5.0%	School	17.0%	School	40.9%	School	32.1%
Minimal		Basic		Passing		Proficient		Advanced	

## Student Assessment Participation



## Discipline



## Other Data



22.2 %

Chronic Absenteeism



\$12,291.72

Per-Pupil Expenditure



78.1 %

Post-Secondary Enrollment



79.8%

Advanced Course Participation