



New Albany High School

New Albany Public Schools



201 Highway 15 North
New Albany, MS 38652



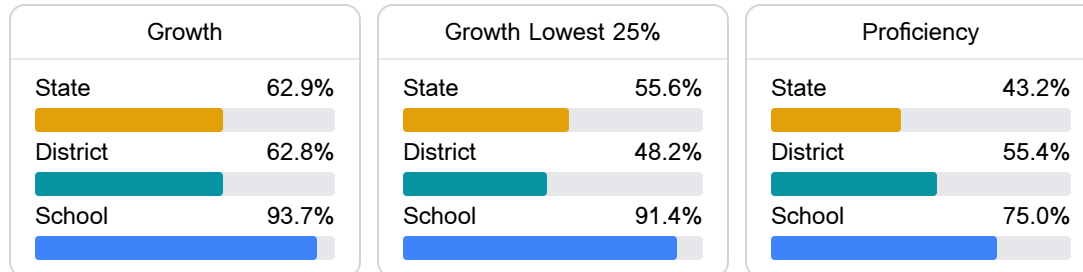
Matt Buchanan
mbuchanan@nasd.ms

School Accountability Grade Components

Mississippi's accountability system assigns "A" through "F" letter grades for schools and districts. Grades are based on student achievement, student growth, student participation in testing, and other academic measures.

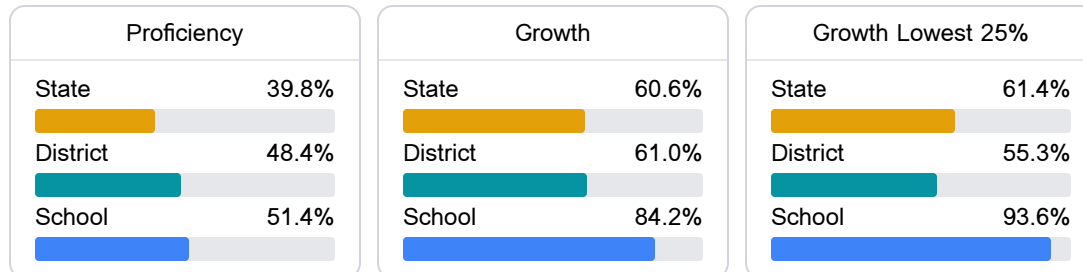
Math

Measurements of student performance on the statewide math assessment.



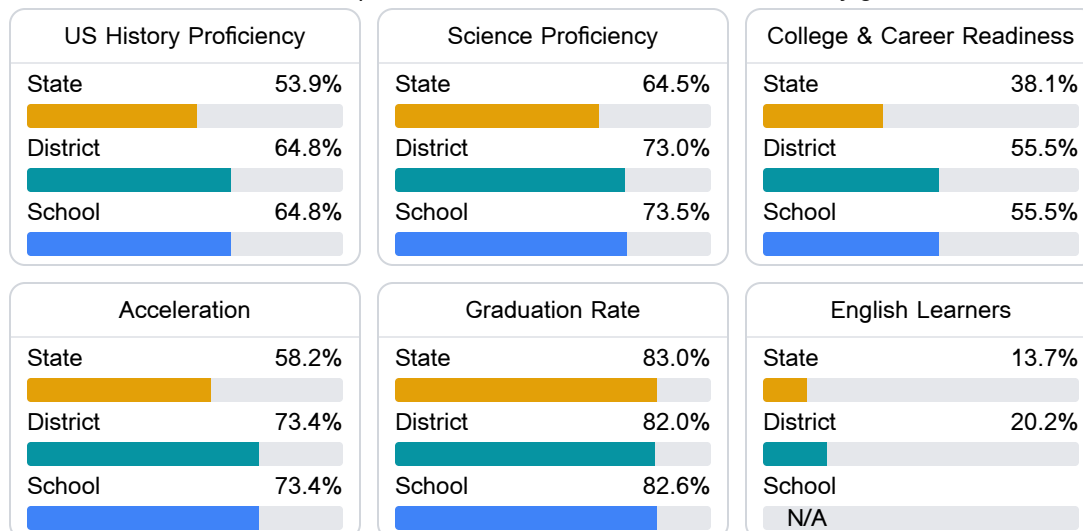
English

Measurements of student performance on the statewide English language arts (ELA) assessment.



Other Measures

Other measurements of student performance that factor into the accountability grade.



Teacher Data

32.1

Teachers



82.9%

Experienced Teachers

0.8%

Provisional Teachers

99.0%

In-Field Teachers

Detailed Assessment and Other Data

Student Performance

The following information shows each level of student performance on statewide assessments.

Math

Level 1		Level 2		Level 3		Level 4		Level 5	
State	6.8%	State	20.9%	State	30.5%	State	29.9%	State	11.9%
District	5.2%	District	12.6%	District	28.1%	District	40.6%	District	13.5%
School	N/A	School	0-10%	School	21-30%	School	61-70%	School	11-20%
Minimal		Basic		Passing		Proficient		Advanced	

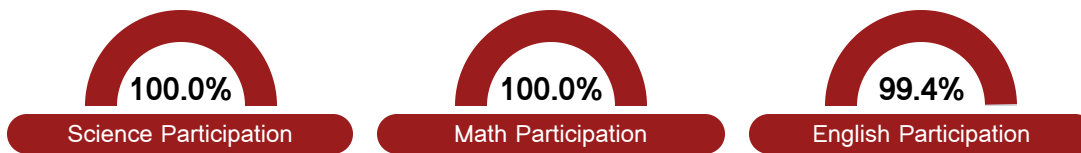
English

Level 1		Level 2		Level 3		Level 4		Level 5	
State	7.4%	State	20.4%	State	33.7%	State	29.0%	State	9.4%
District	5.7%	District	12.3%	District	35.2%	District	35.5%	District	11.3%
School	0-10%	School	11-20%	School	31-40%	School	31-40%	School	11-20%
Minimal		Basic		Passing		Proficient		Advanced	

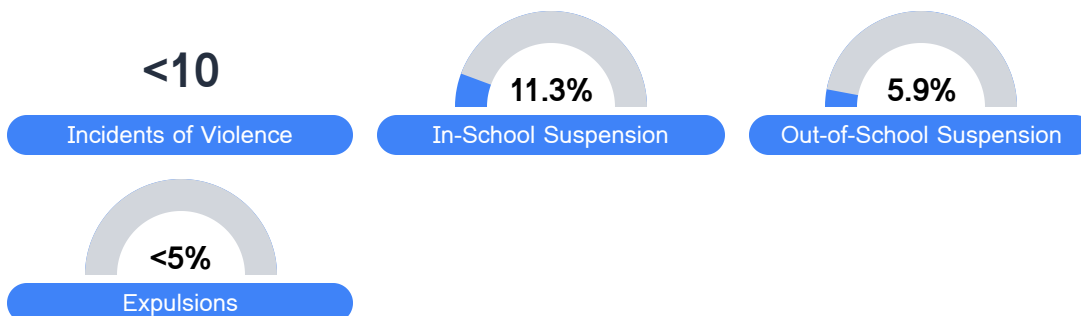
Science

Level 1		Level 2		Level 3		Level 4	
State	13.6%	State	24.0%	State	20.7%	State	20.7%
District	7.8%	District	20.8%	District	28.6%	District	28.6%
School	5.3%	School	24.7%	School	12.0%	School	12.0%
Minimal		Basic		Proficient		Advanced	

Student Assessment Participation



Discipline



* Source: 2017-2018 Civil Rights Data Collection

Other Data



18.2 %

Chronic Absenteeism



\$10,852.73

Per-Pupil Expenditure



78.3 %

Post-Secondary Enrollment



40.8%

Advanced Course Participation