



Dundee Elementary School

Tunica County School District



12910 OLD HIGHWAY 61 SOUTH
Dundee, MS 38626



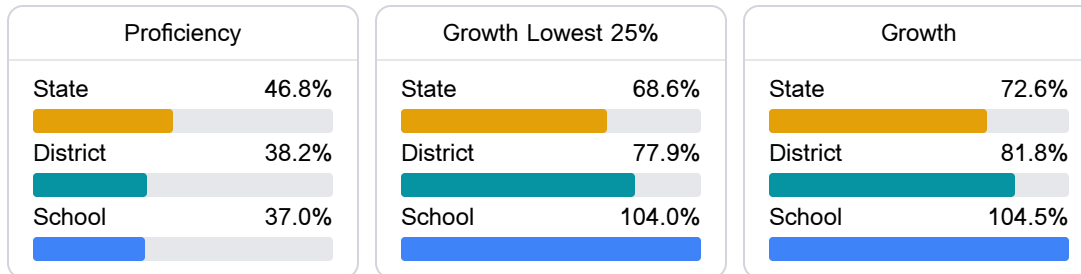
Kristy Dunn
dunnk@tunicak12.org

School Accountability Grade Components

Mississippi's accountability system assigns "A" through "F" letter grades for schools and districts. Grades are based on student achievement, student growth, student participation in testing, and other academic measures. COVID - 19 pandemic disruptions continue to be reflected in 2021 - 2022 accountability data, particularly growth data.

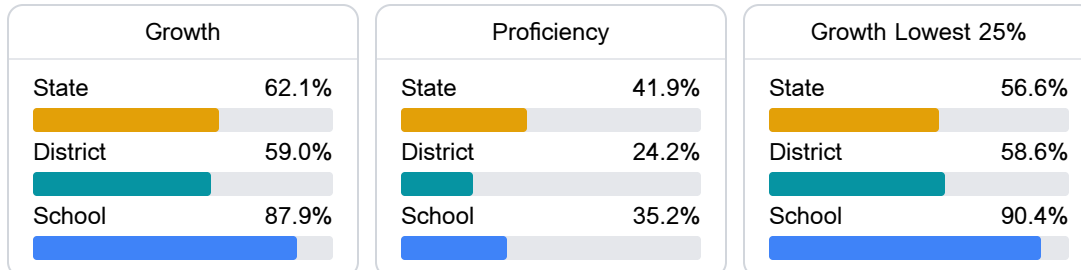
Math

Measurements of student performance on the statewide math assessment.



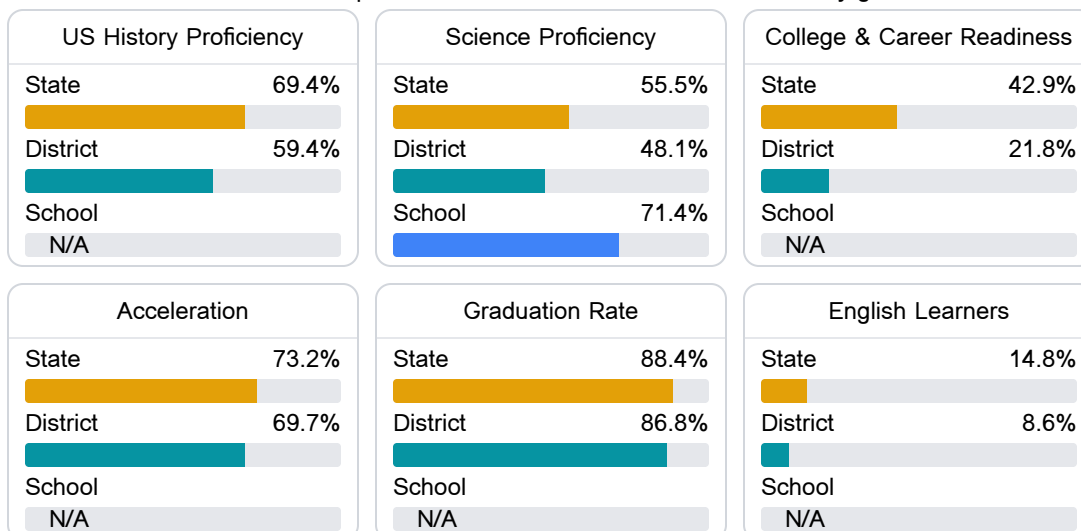
English

Measurements of student performance on the statewide English language arts (ELA) assessment.



Other Measures

Other measurements of student performance that factor into the accountability grade.



Teacher Data

11.3

Teachers



76.4%

Experienced Teachers

0.0%

Provisional Teachers

97.4%
















In-Field Teachers

Detailed Assessment and Other Data
















Student Performance

The following information shows each level of student performance on statewide assessments.
















Math

Level 1		Level 2		Level 3		Level 4		Level 5	
State	7.0%	State	19.3%	State	27.3%	State	31.5%	State	15.0%
									
District	10.6%	District	21.7%	District	30.0%	District	29.4%	District	8.3%
									
School	0-10%	School	21-30%	School	21-30%	School	21-30%	School	0-10%
									
Minimal		Basic		Passing		Proficient		Advanced	

English

Level 1		Level 2		Level 3		Level 4		Level 5	
State	8.6%	State	18.9%	State	31.3%	State	29.1%	State	12.1%
									
District	11-20%	District	21-30%	District	31-40%	District	11-20%	District	0-10%
									
School	0-10%	School	21-30%	School	31-40%	School	31-40%	School	0-10%
									
Minimal		Basic		Passing		Proficient		Advanced	

Science

Level 1		Level 2		Level 3		Level 4		Level 5	
State	11.0%	State	12.4%	State	22.5%	State	34.7%	State	19.4%
									
District	12.3%	District	13.1%	District	28.8%	District	32.2%	District	13.7%
									
School	N/A	School	13.0%	School	21.7%	School	52.2%	School	13.0%
									
Minimal		Basic		Passing		Proficient		Advanced	

Student Assessment Participation



Discipline



Other Data



23.2 %

Chronic Absenteeism



\$17,789.38

Per-Pupil Expenditure