



## Robinsonville Elementary School

Tunica County School District



7743 Old Hwy 61 N  
Robinsonville, MS 38664



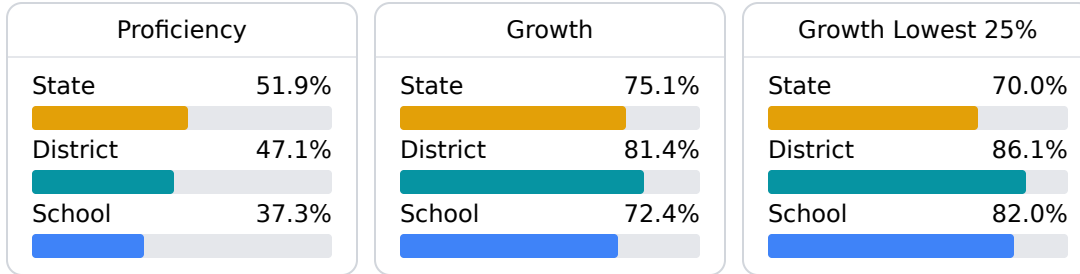
Angela Ellington  
ellingtona@tunicak12.org

### School Accountability Grade Components

Mississippi's accountability system assigns "A" through "F" letter grades for schools and districts. Grades are based on student achievement, student growth, student participation in testing, and other academic measures.

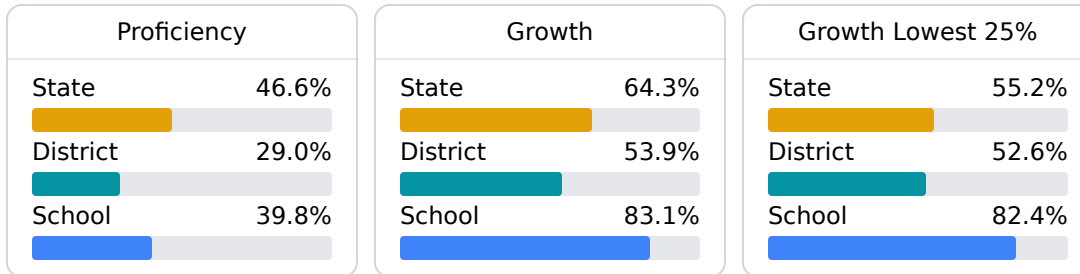
#### Math

Measurements of student performance on the statewide math assessment.



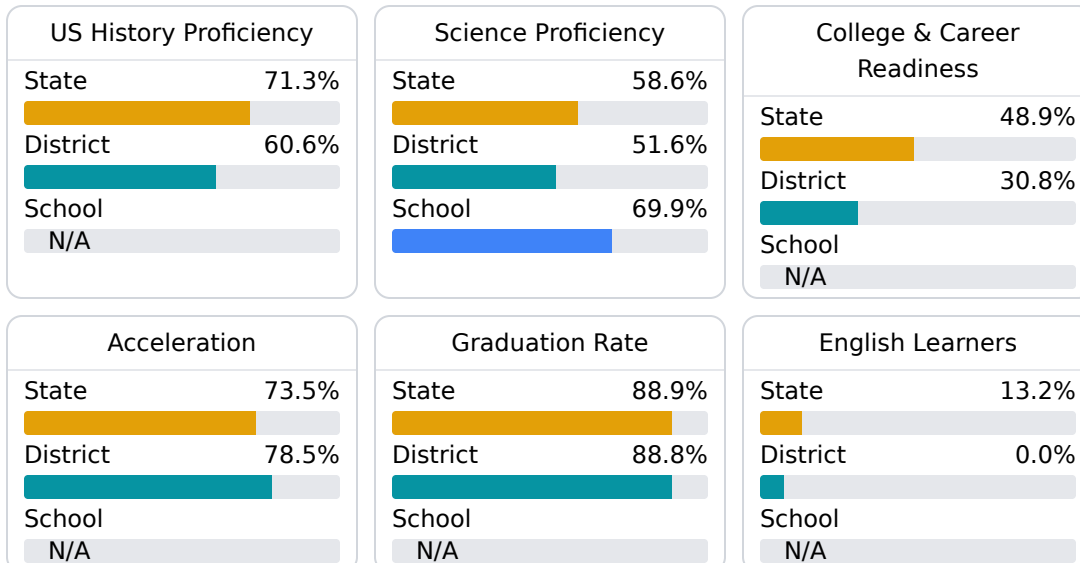
#### English

Measurements of student performance on the statewide English language arts (ELA) assessment.



#### Other Measures

Other measurements of student performance that factor into the accountability grade.



### Teacher Data

24.1

Teachers



65.8%

Experienced Teachers

9.2%

Provisional Teachers

97.9%

In-Field Teachers

## Detailed Assessment and Other Data

### Student Performance

The following information shows each level of student performance on statewide assessments.

#### Math

Level 1		Level 2		Level 3		Level 4		Level 5	
State	0-10%	State	11-20%	State	21-30%	State	31-40%	State	11-20%
District	0-10%	District	11-20%	District	31-40%	District	31-40%	District	11-20%
School	8.5%	School	22.4%	School	32.7%	School	22.4%	School	13.9%
Minimal		Basic		Passing		Proficient		Advanced	

#### English

Level 1		Level 2		Level 3		Level 4		Level 5	
State	8.3%	State	17.0%	State	29.7%	State	29.3%	State	15.7%
District	14.9%	District	24.5%	District	33.2%	District	21.4%	District	6.0%
School	7.3%	School	17.6%	School	35.8%	School	29.7%	School	9.7%
Minimal		Basic		Passing		Proficient		Advanced	

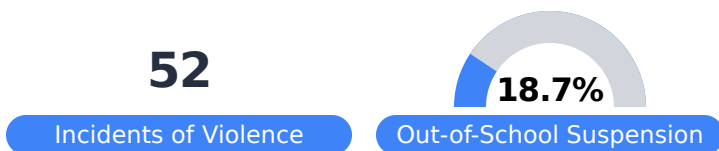
#### Science

Level 1		Level 2		Level 3		Level 4		Level 5	
State	11.4%	State	11.9%	State	20.8%	State	33.6%	State	22.3%
District	15.9%	District	12.9%	District	21.3%	District	34.7%	District	15.1%
School	11.1%	School	8.3%	School	9.7%	School	47.2%	School	23.6%
Minimal		Basic		Passing		Proficient		Advanced	

## Student Assessment Participation



## Discipline



## Other Data



**38.4%**

Chronic Absenteeism



**\$15,009.20**

Per-Pupil Expenditure