



## Tishomingo County High School

Tishomingo County School District



701 Hwy 72  
Iuka, MS 38852



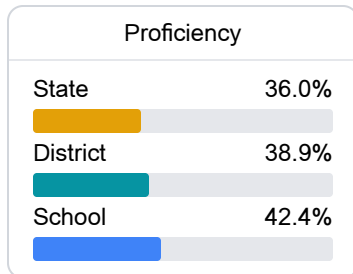
JEFFERY PALMER  
jpalmer@tcsk12.com

### School Accountability Grade Components

Mississippi's accountability system assigns "A" through "F" letter grades for schools and districts. Grades are based on student achievement, student growth, student participation in testing, and other academic measures. COVID - 19 pandemic disruptions continue to be reflected in 2021 - 2022 accountability data, particularly growth data.

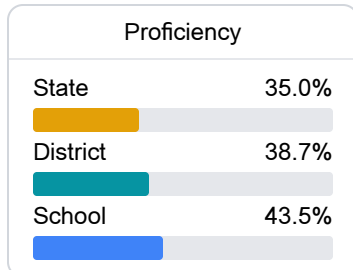
#### Math

Measurements of student performance on the statewide math assessment.



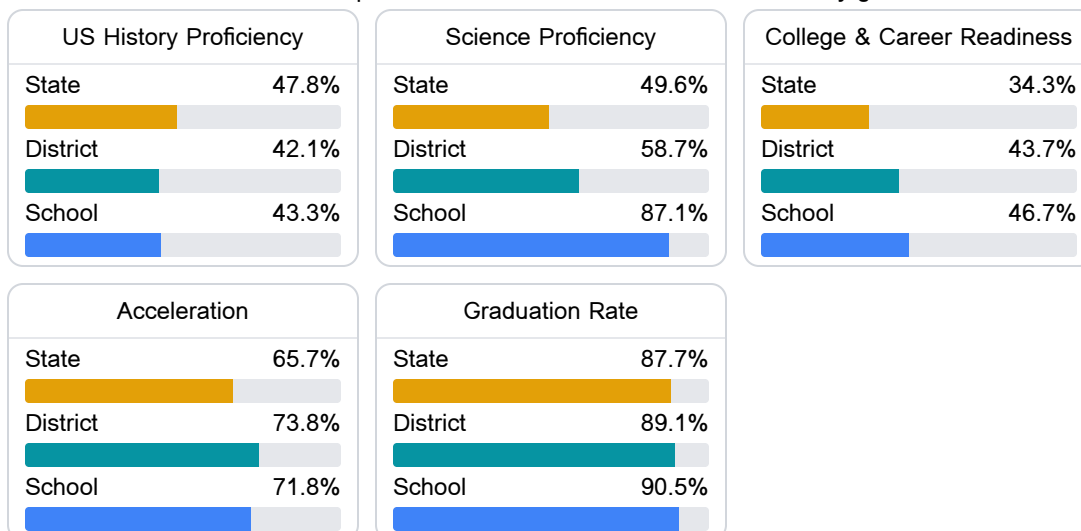
#### English

Measurements of student performance on the statewide English language arts (ELA) assessment.



#### Other Measures

Other measurements of student performance that factor into the accountability grade.



### Teacher Data

39.6

Teachers



80.2%

Experienced Teachers

1.0%

Provisional Teachers

91.4%

In-Field Teachers

## Detailed Assessment and Other Data

### Student Performance

The following information shows each level of student performance on statewide assessments.

#### Math

Level 1		Level 2		Level 3		Level 4		Level 5	
State	11.6%	State	24.2%	State	29.5%	State	24.8%	State	9.9%
District	5.9%	District	22.8%	District	35.2%	District	28.7%	District	7.4%
School	0-10%	School	21-30%	School	41-50%	School	21-30%	School	0-10%
Minimal		Basic		Passing		Proficient		Advanced	

#### English

Level 1		Level 2		Level 3		Level 4		Level 5	
State	10.8%	State	23.1%	State	31.8%	State	24.6%	State	9.7%
District	5.8%	District	21.1%	District	35.9%	District	27.1%	District	10.1%
School	11.0%	School	19.5%	School	28.7%	School	25.0%	School	15.9%
Minimal		Basic		Passing		Proficient		Advanced	

#### Science

Level 1		Level 2		Level 3		Level 4		Level 5	
State	13.8%	State	14.5%	State	23.4%	State	32.7%	State	15.7%
District	8.0%	District	12.8%	District	26.9%	District	40.2%	District	12.1%
School	11.6%	School	16.8%	School	19.4%	School	35.5%	School	16.8%
Minimal		Basic		Passing		Proficient		Advanced	

### Student Assessment Participation



### Discipline



\* Source: 2017-2018 Civil Rights Data Collection

### Other Data



26.3 %

Chronic Absenteeism



\$10,815.42

Per-Pupil Expenditure



68.3 %

Post-Secondary Enrollment



40.1%

Advanced Course Participation