



## Iuka Middle School

Tishomingo County School District



507 West Quitman  
Iuka, MS 38852



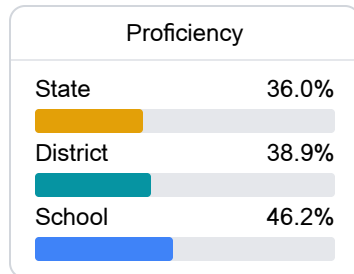
CHRYSTAL SMITH  
csmith@tcsk12.com

### School Accountability Grade Components

Mississippi's accountability system assigns "A" through "F" letter grades for schools and districts. Grades are based on student achievement, student growth, student participation in testing, and other academic measures. COVID - 19 pandemic disruptions continue to be reflected in 2021 - 2022 accountability data, particularly growth data.

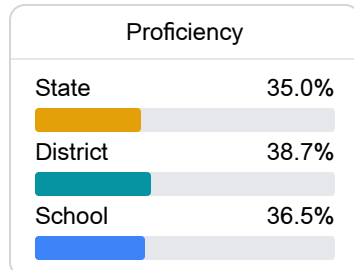
#### Math

Measurements of student performance on the statewide math assessment.



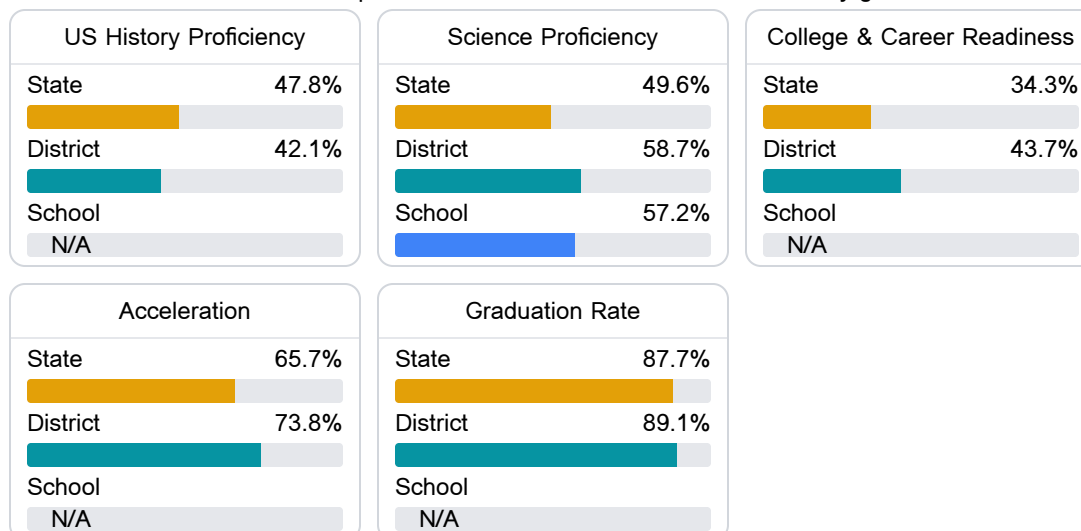
#### English

Measurements of student performance on the statewide English language arts (ELA) assessment.



#### Other Measures

Other measurements of student performance that factor into the accountability grade.



### Teacher Data

23.9

Teachers



74.1%

Experienced Teachers

5.6%

Provisional Teachers

97.6%

In-Field Teachers

## Detailed Assessment and Other Data

## Student Performance

The following information shows each level of student performance on statewide assessments.

## Math

Level 1		Level 2		Level 3		Level 4		Level 5	
State	11.6%	State	24.2%	State	29.5%	State	24.8%	State	9.9%
District	5.9%	District	22.8%	District	35.2%	District	28.7%	District	7.4%
School	6.7%	School	19.1%	School	30.4%	School	35.3%	School	8.7%
Minimal		Basic		Passing		Proficient		Advanced	

## English

Level 1		Level 2		Level 3		Level 4		Level 5	
State	10.8%	State	23.1%	State	31.8%	State	24.6%	State	9.7%
District	5.8%	District	21.1%	District	35.9%	District	27.1%	District	10.1%
School	8.1%	School	19.9%	School	37.0%	School	26.0%	School	9.0%
Minimal		Basic		Passing		Proficient		Advanced	

## Science

Level 1		Level 2		Level 3		Level 4		Level 5	
State	13.8%	State	14.5%	State	23.4%	State	32.7%	State	15.7%
District	8.0%	District	12.8%	District	26.9%	District	40.2%	District	12.1%
School	7.1%	School	8.8%	School	27.7%	School	44.7%	School	11.8%
Minimal		Basic		Passing		Proficient		Advanced	

## Student Assessment Participation



## Discipline



\* Source: 2017-2018 Civil Rights Data Collection

## Other Data



20.3 %

Chronic Absenteeism



\$9,256.82

Per-Pupil Expenditure