



Ripley Elementary School

South Tippah School District



702 W Terry Street
Ripley, MS 38663



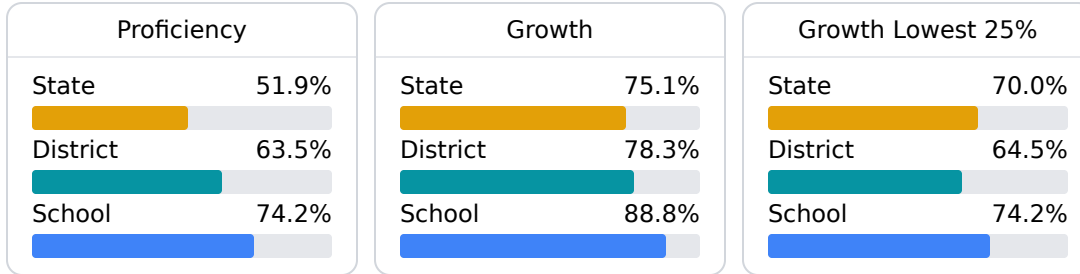
Leigh Anne Sanderson
sandersonla@stsd.ms

School Accountability Grade Components

Mississippi's accountability system assigns "A" through "F" letter grades for schools and districts. Grades are based on student achievement, student growth, student participation in testing, and other academic measures.

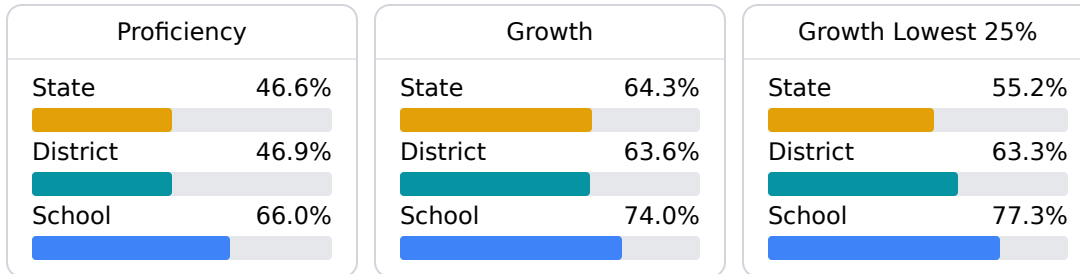
Math

Measurements of student performance on the statewide math assessment.



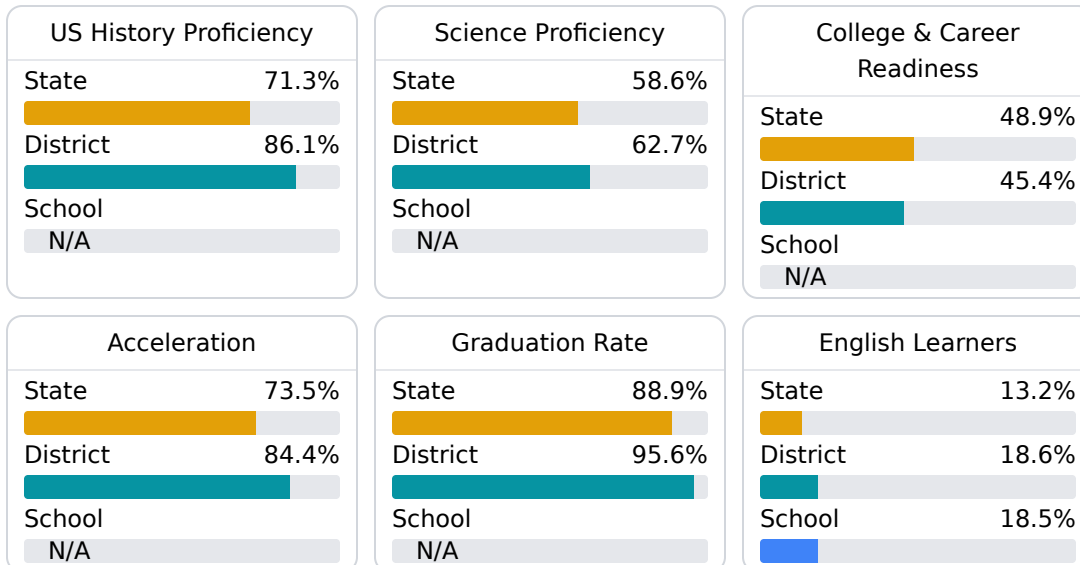
English

Measurements of student performance on the statewide English language arts (ELA) assessment.



Other Measures

Other measurements of student performance that factor into the accountability grade.



Teacher Data

48.9

Teachers



75.5%

Experienced Teachers

2.1%

Provisional Teachers

99.1%

In-Field Teachers

Detailed Assessment and Other Data

Student Performance

The following information shows each level of student performance on statewide assessments.

Math

Level 1	Level 2	Level 3	Level 4	Level 5
State 0-10%	State 11-20%	State 21-30%	State 31-40%	State 11-20%
District 0-10%	District 11-20%	District 21-30%	District 31-40%	District 21-30%
School 0-10%	School 0-10%	School 11-20%	School 31-40%	School 31-40%
Minimal	Basic	Passing	Proficient	Advanced

English

Level 1	Level 2	Level 3	Level 4	Level 5
State 8.3%	State 17.0%	State 29.7%	State 29.3%	State 15.7%
District 6.7%	District 15.1%	District 34.0%	District 30.8%	District 13.4%
School 0-10%	School 0-10%	School 21-30%	School 41-50%	School 11-20%
Minimal	Basic	Passing	Proficient	Advanced


Science

Level 1	Level 2	Level 3	Level 4	Level 5
State 11.4%	State 11.9%	State 20.8%	State 33.6%	State 22.3%
District 8.6%	District 11.1%	District 23.9%	District 35.7%	District 20.8%
School N/A	School N/A	School N/A	School N/A	School N/A
Minimal	Basic	Passing	Proficient	Advanced

Student Assessment Participation



Discipline



Other Data



19.2%

Chronic Absenteeism



\$10,701.35

Per-Pupil Expenditure