

## **B** Falkner Attendance Center North Tippah School District

20350 Hwy 15  
Falkner, MS 38629

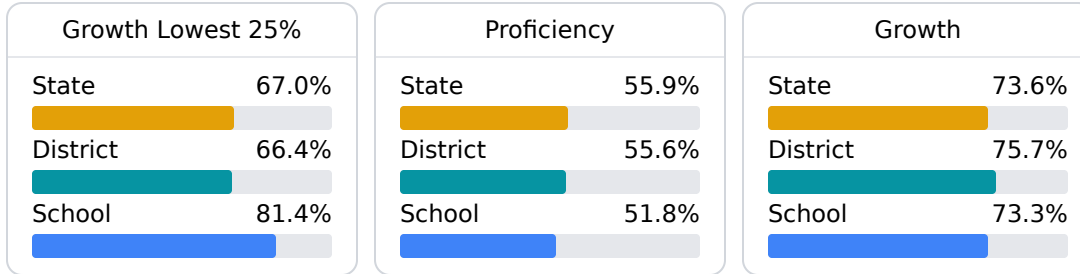
Brad Ponders  
brad.ponders@ntippah.k12.ms.us

### School Accountability Grade Components

Mississippi's accountability system assigns "A" through "F" letter grades for schools and districts. Grades are based on student achievement, student growth, student participation in testing, and other academic measures.

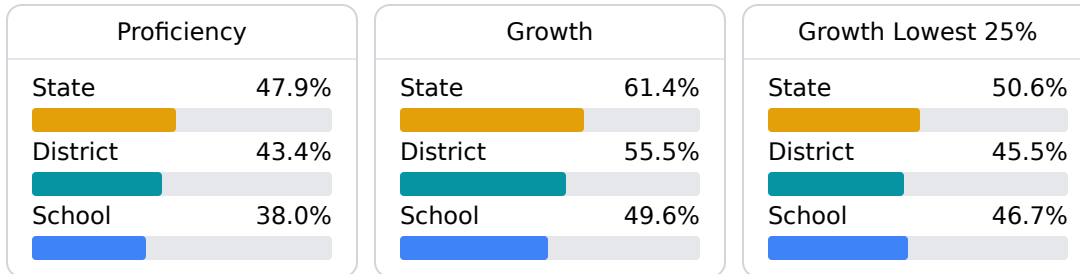
#### Math

Measurements of student performance on the statewide math assessment.



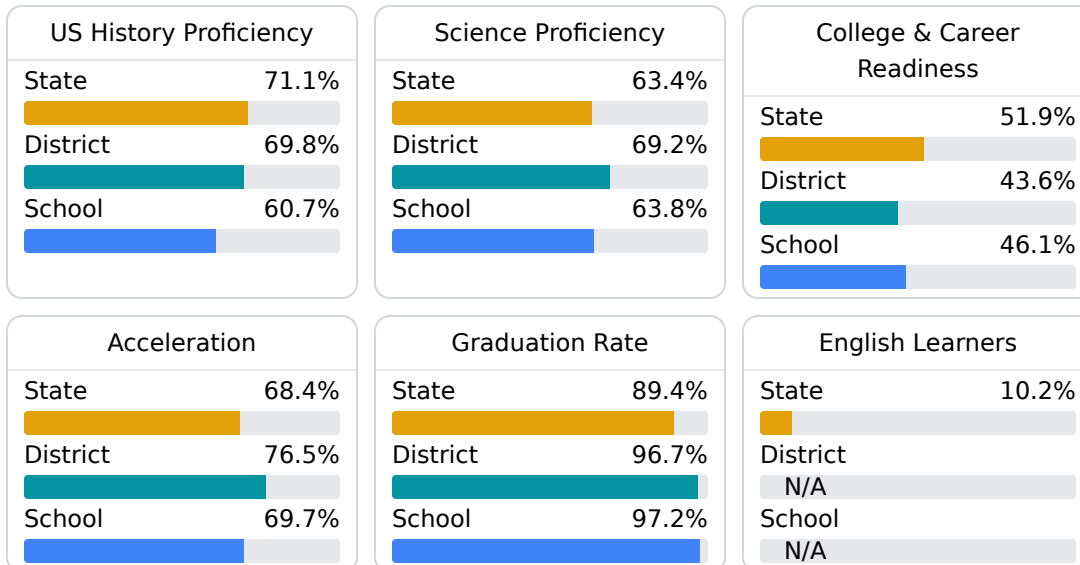
#### English

Measurements of student performance on the statewide English language arts (ELA) assessment.



#### Other Measures

Other measurements of student performance that factor into the accountability grade.



### Teacher Data

43.2

Teachers



81.5%

Experienced Teachers

3.3%

Provisional Teachers

96.0%

In-Field Teachers

## Detailed Assessment and Other Data

### Student Performance

The following information shows each level of student performance on statewide assessments.

#### Math

Level 1	Level 2	Level 3	Level 4	Level 5
State 0-10%	State 11-20%	State 21-30%	State 31-40%	State 11-20%
District 0-10%	District 11-20%	District 21-30%	District 41-50%	District 11-20%
School 0-10%	School 11-20%	School 31-40%	School 41-50%	School 11-20%
Minimal	Basic	Passing	Proficient	Advanced

#### English

Level 1	Level 2	Level 3	Level 4	Level 5
State 9.1%	State 17.9%	State 27.3%	State 28.8%	State 16.9%
District 7.8%	District 20.6%	District 29.7%	District 30.1%	District 11.9%
School 8.1%	School 25.3%	School 30.7%	School 29.9%	School 6.1%
Minimal	Basic	Passing	Proficient	Advanced

#### Science

Level 1	Level 2	Level 3	Level 4	Level 5
State 11.2%	State 11.0%	State 19.5%	State 34.8%	State 23.5%
District 6.0%	District 7.1%	District 19.1%	District 43.1%	District 24.7%
School 6.4%	School 9.2%	School 16.5%	School 53.2%	School 14.7%
Minimal	Basic	Passing	Proficient	Advanced

## Student Assessment Participation



## Discipline



## Other Data

