

## Falkner Attendance Center

North Tippah School District



20350 Hwy 15  
Falkner, MS 38629



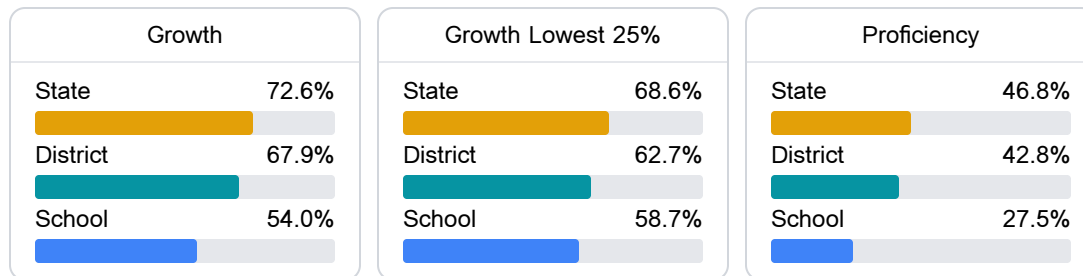
Brad Pounders  
[brad.pounders@ntippah.k12.ms.us](mailto:brad.pounders@ntippah.k12.ms.us)

### School Accountability Grade Components

Mississippi's accountability system assigns "A" through "F" letter grades for schools and districts. Grades are based on student achievement, student growth, student participation in testing, and other academic measures. COVID - 19 pandemic disruptions continue to be reflected in 2021 - 2022 accountability data, particularly growth data.

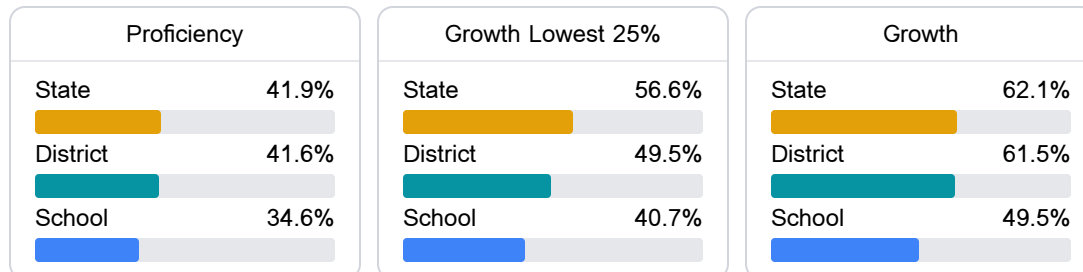
#### Math

Measurements of student performance on the statewide math assessment.



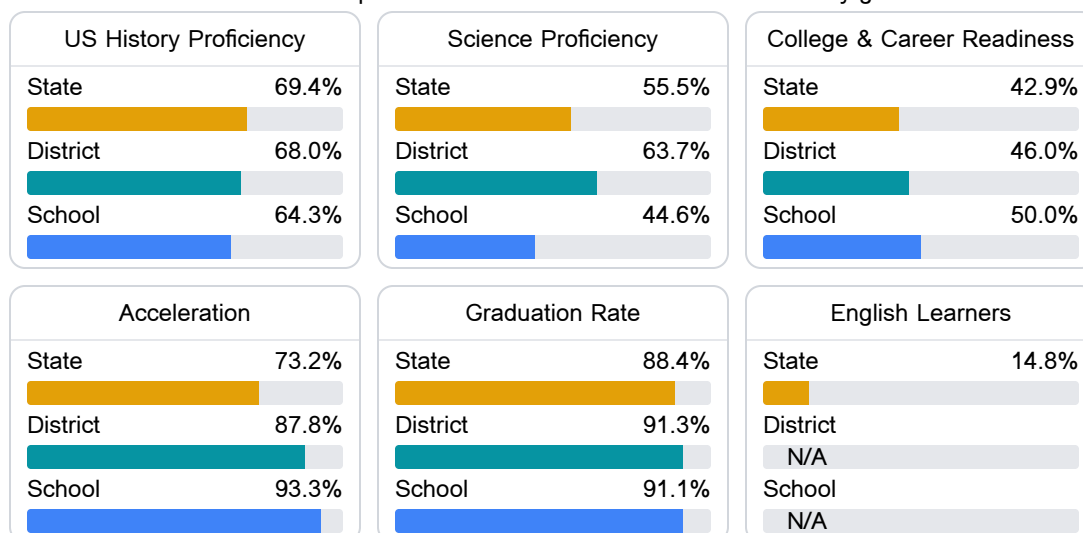
#### English

Measurements of student performance on the statewide English language arts (ELA) assessment.



#### Other Measures

Other measurements of student performance that factor into the accountability grade.



### Teacher Data

40.2

Teachers



80.1%

Experienced Teachers

15.7%

Provisional Teachers

95.1%

In-Field Teachers

## Detailed Assessment and Other Data

## Student Performance

The following information shows each level of student performance on statewide assessments.

## Math

Level 1		Level 2		Level 3		Level 4		Level 5	
State	7.0%	State	19.3%	State	27.3%	State	31.5%	State	15.0%
District	0-10%	District	21-30%	District	31-40%	District	31-40%	District	0-10%
School	0-10%	School	31-40%	School	31-40%	School	21-30%	School	0-10%
Minimal		Basic		Passing		Proficient		Advanced	

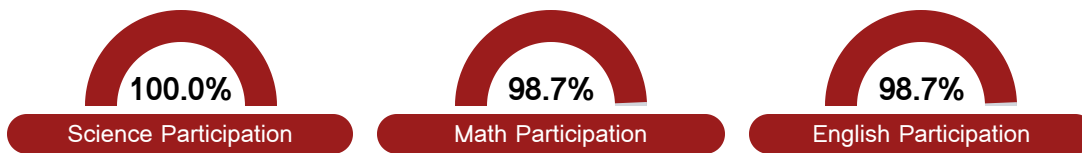
## English

Level 1		Level 2		Level 3		Level 4		Level 5	
State	8.6%	State	18.9%	State	31.3%	State	29.1%	State	12.1%
District	5.5%	District	18.3%	District	35.7%	District	29.6%	District	10.9%
School	6.5%	School	17.2%	School	42.7%	School	28.0%	School	5.6%
Minimal		Basic		Passing		Proficient		Advanced	

## Science

Level 1		Level 2		Level 3		Level 4		Level 5	
State	11.0%	State	12.4%	State	22.5%	State	34.7%	State	19.4%
District	7.5%	District	8.2%	District	21.0%	District	33.8%	District	29.5%
School	16.2%	School	13.3%	School	25.7%	School	32.4%	School	12.4%
Minimal		Basic		Passing		Proficient		Advanced	

## Student Assessment Participation



## Discipline



## Other Data



27.7 %

Chronic Absenteeism



\$9,827.53

Per-Pupil Expenditure



60.0%

Advanced Course Participation