

B Falkner Elementary School

North Tippah School District



20771 HIGHWAY 15
Falkner, MS 38629



Emily Eaton
emily.eaton@ntippah.k12.ms.us

School Accountability Grade Components

Mississippi's accountability system assigns "A" through "F" letter grades for schools and districts. Grades are based on student achievement, student growth, student participation in testing, and other academic measures.

Math

Measurements of student performance on the statewide math assessment.

Proficiency		Growth Lowest 25%		Growth	
State	47.0%	State	60.0%	State	65.2%
District	43.8%	District	72.4%	District	70.1%
School	40.8%	School	67.0%	School	68.6%

English

Measurements of student performance on the statewide English language arts (ELA) assessment.

Proficiency		Growth Lowest 25%		Growth	
State	41.8%	State	56.2%	State	58.8%
District	44.0%	District	61.9%	District	60.4%
School	50.3%	School	36.2%	School	55.4%

Other Measures

Other measurements of student performance that factor into the accountability grade.

US History Proficiency		Science Proficiency		College & Career Readiness	
State	55.7%	State	56.2%	State	37.4%
District	65.4%	District	78.5%	District	37.5%
School	N/A	School	78.4%	School	N/A

Acceleration		Graduation Rate		English Learners	
State	65.9%	State	84.0%	State	17.0%
District	75.8%	District	85.3%	District	N/A
School	N/A	School	N/A	School	N/A

Teacher Data

21.4

Teachers



74.9%

Experienced Teachers

0.0%

Provisional Teachers

97.2%

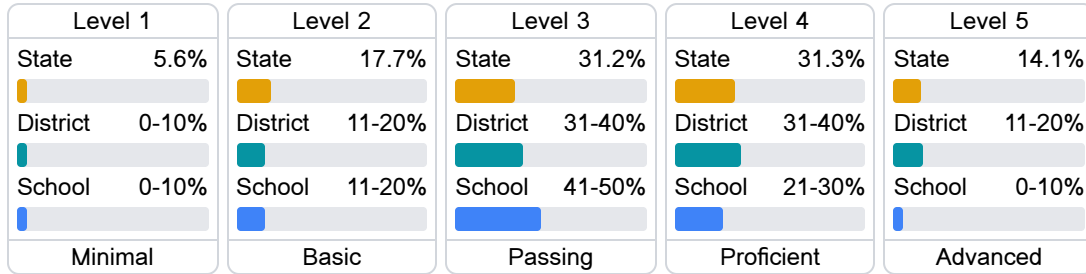
In-Field Teachers

Detailed Assessment and Other Data

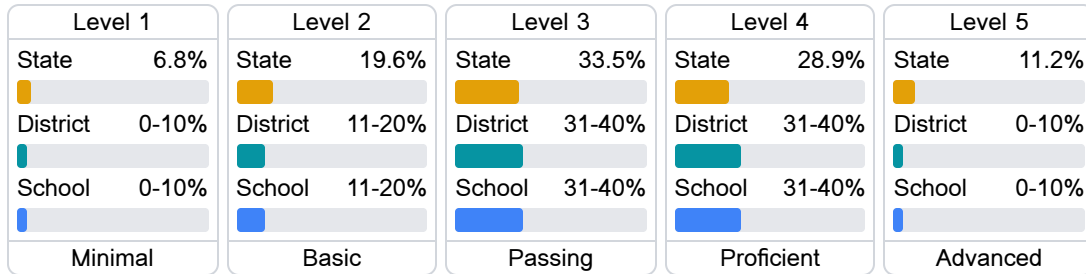
Student Performance

The following information shows each level of student performance on statewide assessments.

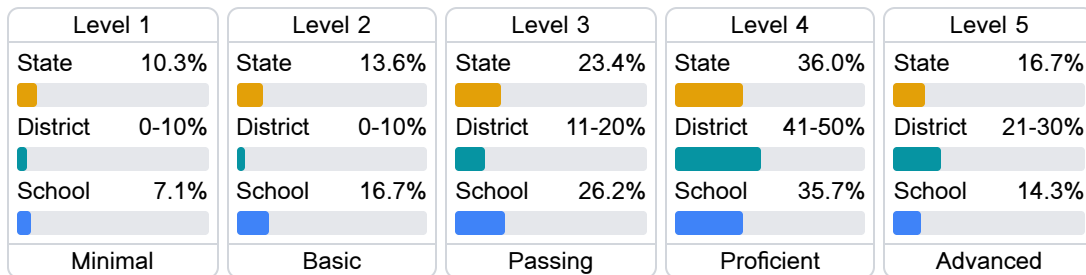
Math




English



Science



Student Assessment Participation



Discipline



* Source: 2017-2018 Civil Rights Data Collection

Other Data



11.8%

Chronic Absenteeism



\$7,606.26

Per-Pupil Expenditure