



## Strayhorn Elementary School

Tate County School District



3402 HWY 4 WEST  
Sarah, MS 38665



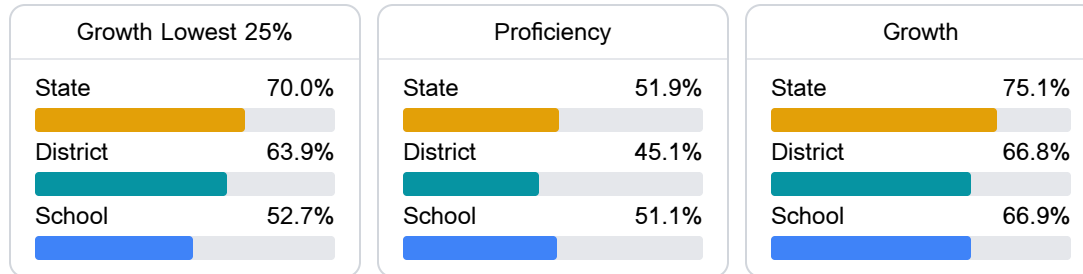
Katrina Ricks  
kricks@tcsdms.org

### School Accountability Grade Components

Mississippi's accountability system assigns "A" through "F" letter grades for schools and districts. Grades are based on student achievement, student growth, student participation in testing, and other academic measures.

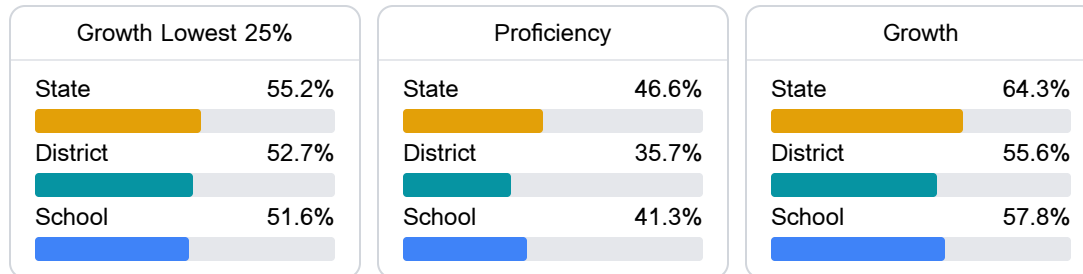
#### Math

Measurements of student performance on the statewide math assessment.



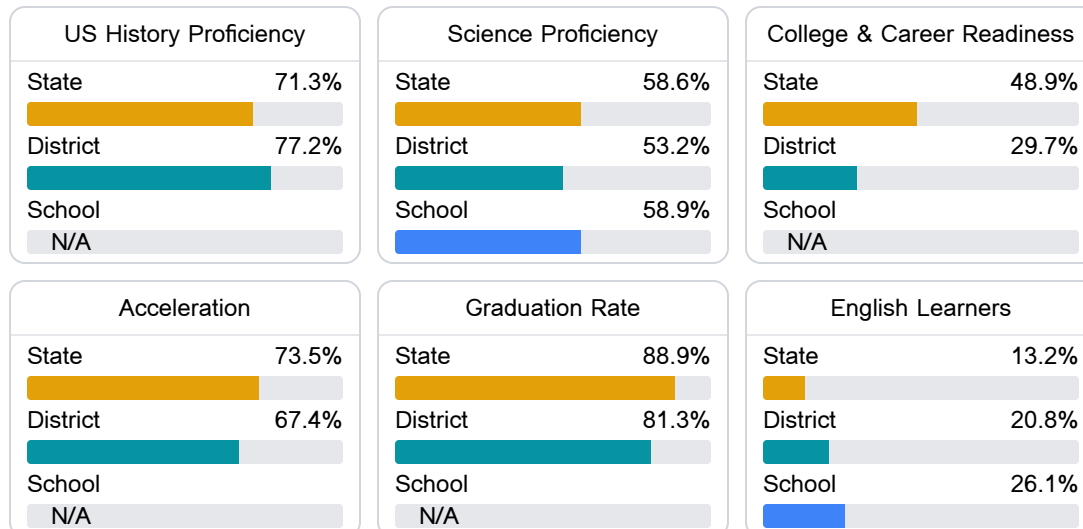
#### English

Measurements of student performance on the statewide English language arts (ELA) assessment.



#### Other Measures

Other measurements of student performance that factor into the accountability grade.



### Teacher Data

25.5

Teachers



88.3%

Experienced Teachers

11.7%

Provisional Teachers

96.7%

In-Field Teachers

## Detailed Assessment and Other Data

## Student Performance

The following information shows each level of student performance on statewide assessments.

## Math

Level 1		Level 2		Level 3		Level 4		Level 5	
State	0-10%	State	11-20%	State	21-30%	State	31-40%	State	11-20%
District	5.6%	District	20.2%	District	31.7%	District	30.1%	District	12.5%
School	0-10%	School	11-20%	School	21-30%	School	31-40%	School	11-20%
Minimal		Basic		Passing		Proficient		Advanced	

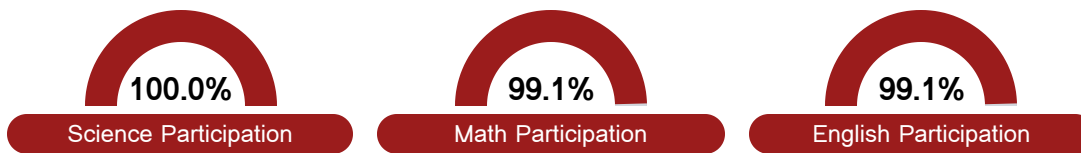
## English

Level 1		Level 2		Level 3		Level 4		Level 5	
State	8.3%	State	17.0%	State	29.7%	State	29.3%	State	15.7%
District	10.4%	District	22.8%	District	32.0%	District	25.1%	District	9.7%
School	6.6%	School	18.9%	School	33.9%	School	30.8%	School	9.7%
Minimal		Basic		Passing		Proficient		Advanced	

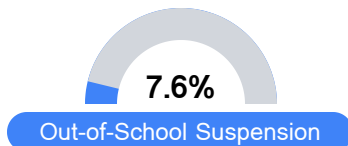
## Science

Level 1		Level 2		Level 3		Level 4		Level 5	
State	11.4%	State	11.9%	State	20.8%	State	33.6%	State	22.3%
District	18.2%	District	16.8%	District	18.8%	District	29.9%	District	16.2%
School	8.8%	School	15.8%	School	17.5%	School	36.8%	School	21.1%
Minimal		Basic		Passing		Proficient		Advanced	

## Student Assessment Participation



## Discipline



## Other Data



27.8 %

Chronic Absenteeism



\$9,788.48

Per-Pupil Expenditure