



Coldwater High School

Tate County School District



671 WEST STREET
Coldwater, MS 38618



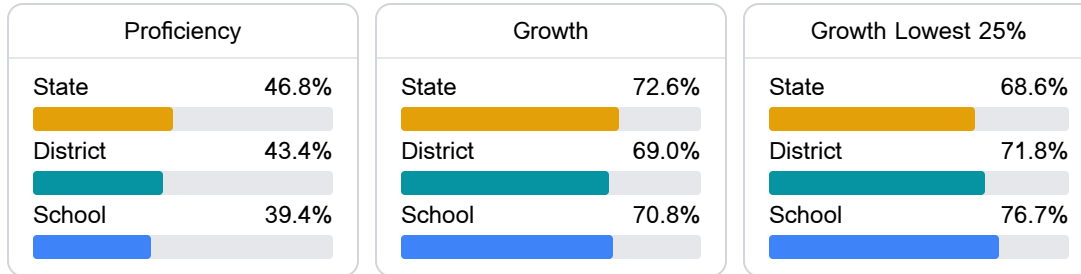
Deborah Cobbs
dcobbs@tcsdms.org

School Accountability Grade Components

Mississippi's accountability system assigns "A" through "F" letter grades for schools and districts. Grades are based on student achievement, student growth, student participation in testing, and other academic measures. COVID - 19 pandemic disruptions continue to be reflected in 2021 - 2022 accountability data, particularly growth data.

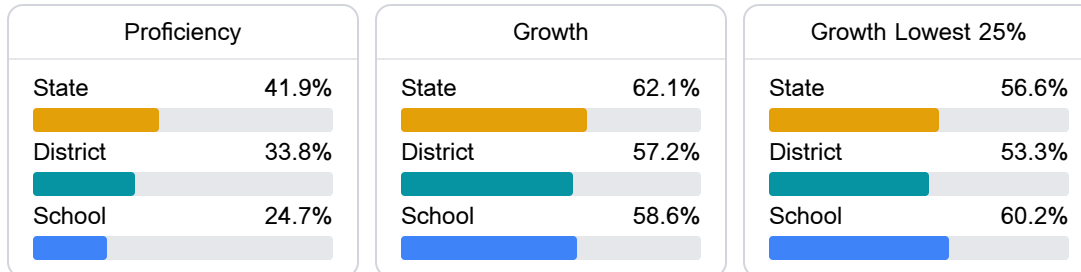
Math

Measurements of student performance on the statewide math assessment.



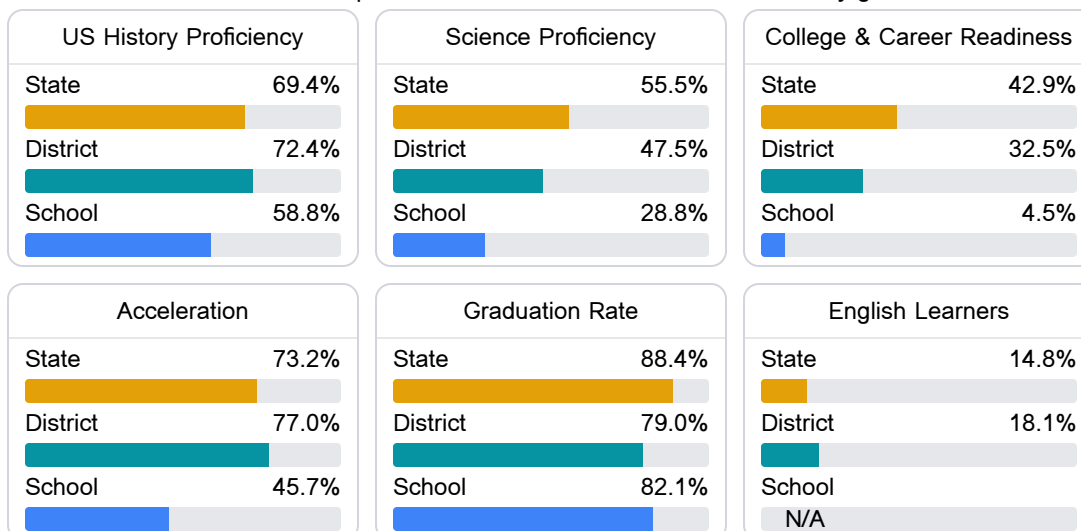
English

Measurements of student performance on the statewide English language arts (ELA) assessment.



Other Measures

Other measurements of student performance that factor into the accountability grade.



Teacher Data

16.0

Teachers



54.7%

Experienced Teachers

29.3%

Provisional Teachers

94.9%

In-Field Teachers

Detailed Assessment and Other Data

Student Performance

The following information shows each level of student performance on statewide assessments.

Math

Level 1		Level 2		Level 3		Level 4		Level 5	
State	7.0%	State	19.3%	State	27.3%	State	31.5%	State	15.0%
District	9.0%	District	20.5%	District	27.8%	District	34.2%	District	8.5%
School	7.6%	School	26.9%	School	28.6%	School	31.1%	School	5.9%
Minimal		Basic		Passing		Proficient		Advanced	

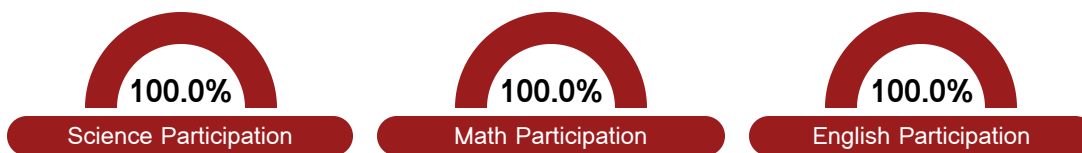
English

Level 1		Level 2		Level 3		Level 4		Level 5	
State	8.6%	State	18.9%	State	31.3%	State	29.1%	State	12.1%
District	10.8%	District	24.5%	District	31.9%	District	25.0%	District	7.8%
School	17.3%	School	26.0%	School	34.6%	School	15.4%	School	6.7%
Minimal		Basic		Passing		Proficient		Advanced	

Science

Level 1		Level 2		Level 3		Level 4		Level 5	
State	11.0%	State	12.4%	State	22.5%	State	34.7%	State	19.4%
District	12.4%	District	15.0%	District	26.6%	District	33.8%	District	12.2%
School	17.7%	School	24.1%	School	31.7%	School	20.3%	School	6.3%
Minimal		Basic		Passing		Proficient		Advanced	

Student Assessment Participation



Discipline



Other Data



50.5 %

Chronic Absenteeism



\$12,358.99

Per-Pupil Expenditure



18.2 %

Post-Secondary Enrollment



7.4%

Advanced Course Participation