

B Independence High School

Tate County School District



3184 Highway 305
Coldwater, MS 38618



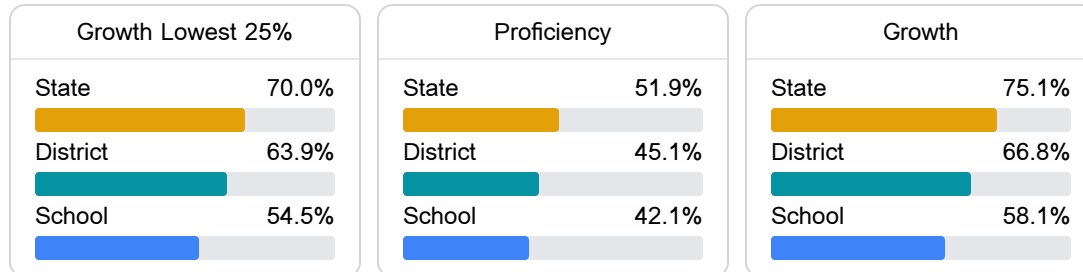
Tommy Miller
tmiller@tcsdms.org

School Accountability Grade Components

Mississippi's accountability system assigns "A" through "F" letter grades for schools and districts. Grades are based on student achievement, student growth, student participation in testing, and other academic measures.

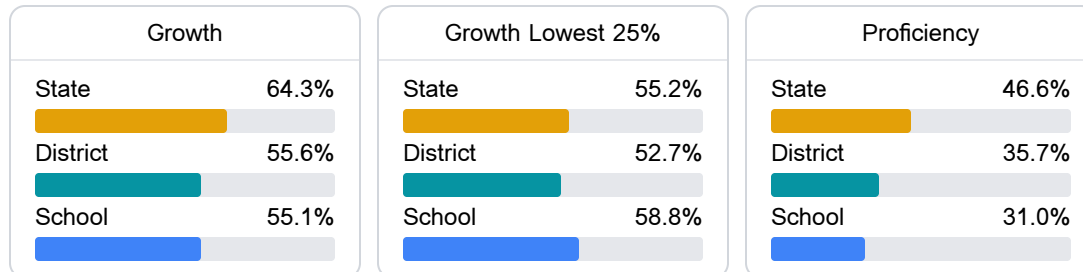
Math

Measurements of student performance on the statewide math assessment.



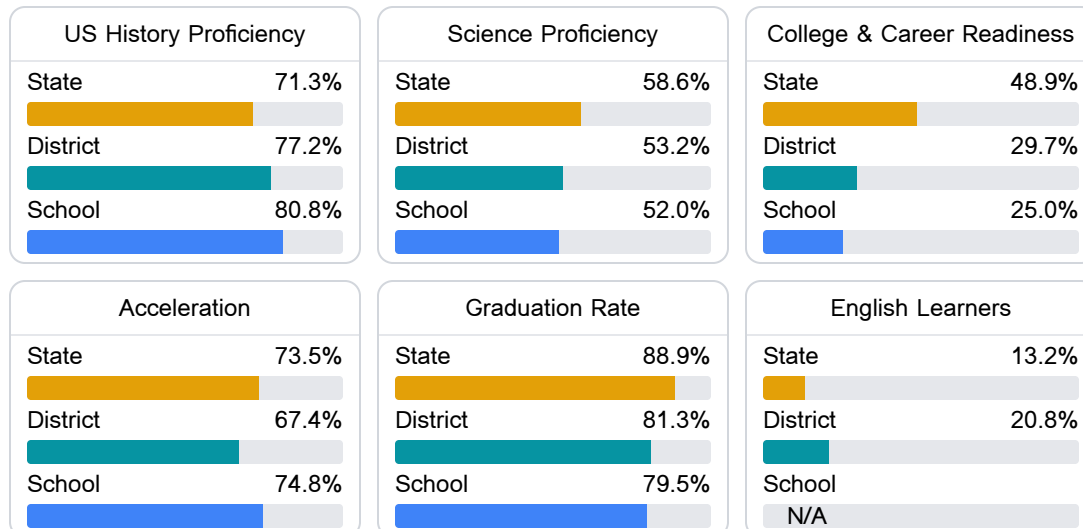
English

Measurements of student performance on the statewide English language arts (ELA) assessment.



Other Measures

Other measurements of student performance that factor into the accountability grade.



Teacher Data

33.2

Teachers



86.9%

Experienced Teachers

5.6%

Provisional Teachers

99.6%

In-Field Teachers

Detailed Assessment and Other Data

Student Performance

The following information shows each level of student performance on statewide assessments.

Math

Level 1		Level 2		Level 3		Level 4		Level 5	
State	0-10%	State	11-20%	State	21-30%	State	31-40%	State	11-20%
District	5.6%	District	20.2%	District	31.7%	District	30.1%	District	12.5%
School	5.2%	School	21.1%	School	32.8%	School	34.5%	School	6.5%
Minimal		Basic		Passing		Proficient		Advanced	

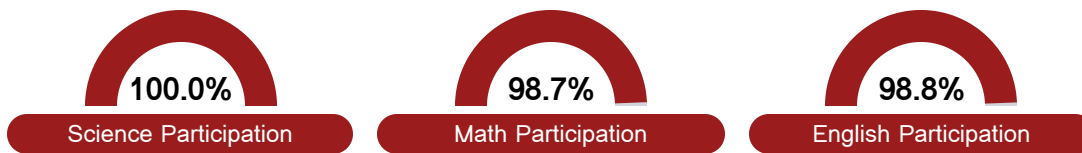
English

Level 1		Level 2		Level 3		Level 4		Level 5	
State	8.3%	State	17.0%	State	29.7%	State	29.3%	State	15.7%
District	10.4%	District	22.8%	District	32.0%	District	25.1%	District	9.7%
School	10.4%	School	22.5%	School	37.4%	School	20.5%	School	9.2%
Minimal		Basic		Passing		Proficient		Advanced	

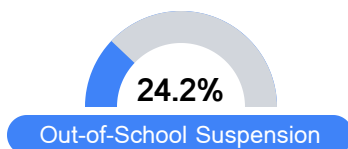
Science

Level 1		Level 2		Level 3		Level 4		Level 5	
State	11.4%	State	11.9%	State	20.8%	State	33.6%	State	22.3%
District	18.2%	District	16.8%	District	18.8%	District	29.9%	District	16.2%
School	20.5%	School	16.3%	School	20.5%	School	30.1%	School	12.7%
Minimal		Basic		Passing		Proficient		Advanced	

Student Assessment Participation



Discipline



Other Data



37.2 %

Chronic Absenteeism



\$11,070.53

Per-Pupil Expenditure



50.9 %

Post-Secondary Enrollment



21.0%

Advanced Course Participation