



## Independence High School

Tate County School District



3184 Highway 305  
Coldwater, MS 38618



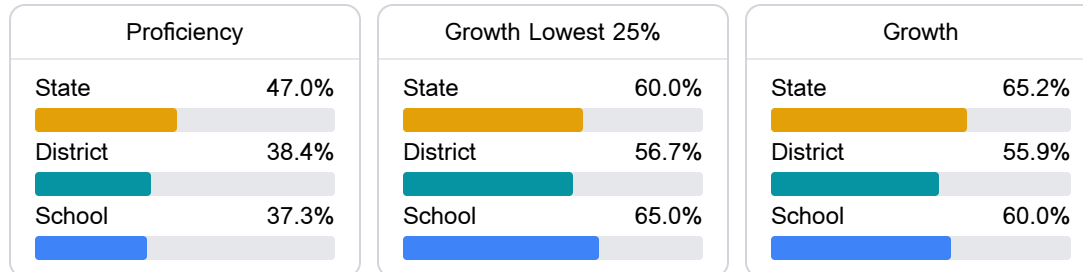
Tommy Miller  
tmiller@tcsdms.org

### School Accountability Grade Components

Mississippi's accountability system assigns "A" through "F" letter grades for schools and districts. Grades are based on student achievement, student growth, student participation in testing, and other academic measures.

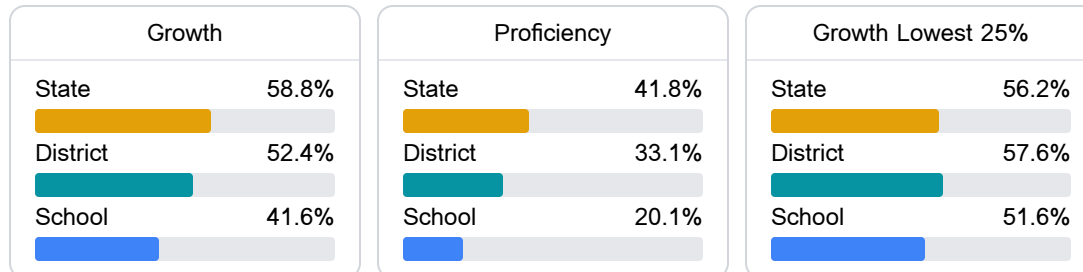
#### Math

Measurements of student performance on the statewide math assessment.



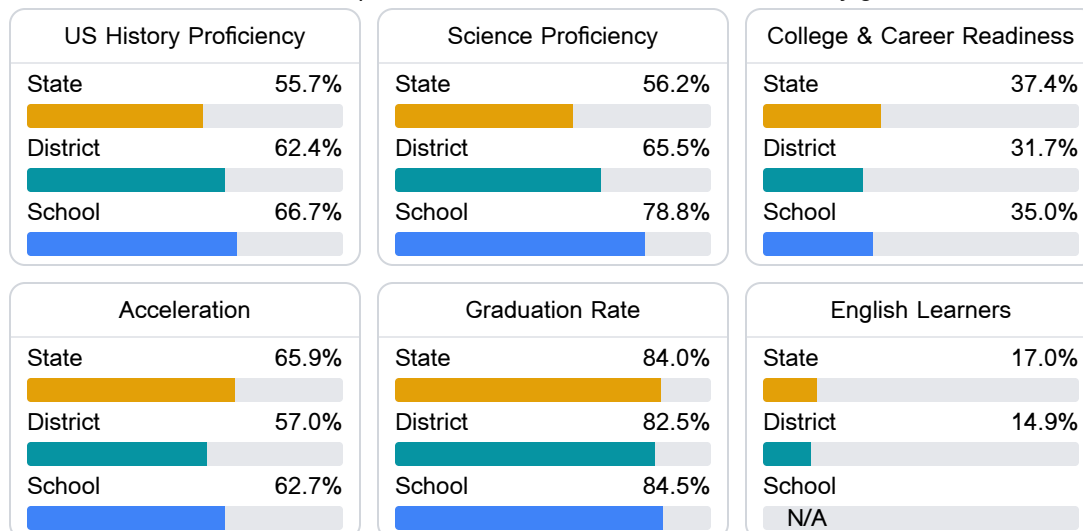
#### English

Measurements of student performance on the statewide English language arts (ELA) assessment.



#### Other Measures

Other measurements of student performance that factor into the accountability grade.



### Teacher Data

34.3

Teachers



63.6%

Experienced Teachers

9.9%

Provisional Teachers

98.1%

In-Field Teachers

## Detailed Assessment and Other Data

## Student Performance

The following information shows each level of student performance on statewide assessments.

## Math

Level 1		Level 2		Level 3		Level 4		Level 5	
State	5.6%	State	17.7%	State	31.2%	State	31.3%	State	14.1%
District	6.3%	District	19.2%	District	35.4%	District	31.2%	District	7.9%
School	0-10%	School	11-20%	School	31-40%	School	31-40%	School	0-10%
Minimal		Basic		Passing		Proficient		Advanced	

## English

Level 1		Level 2		Level 3		Level 4		Level 5	
State	6.8%	State	19.6%	State	33.5%	State	28.9%	State	11.2%
District	8.1%	District	21.1%	District	38.5%	District	25.7%	District	6.7%
School	0-10%	School	21-30%	School	51-60%	School	11-20%	School	0-10%
Minimal		Basic		Passing		Proficient		Advanced	

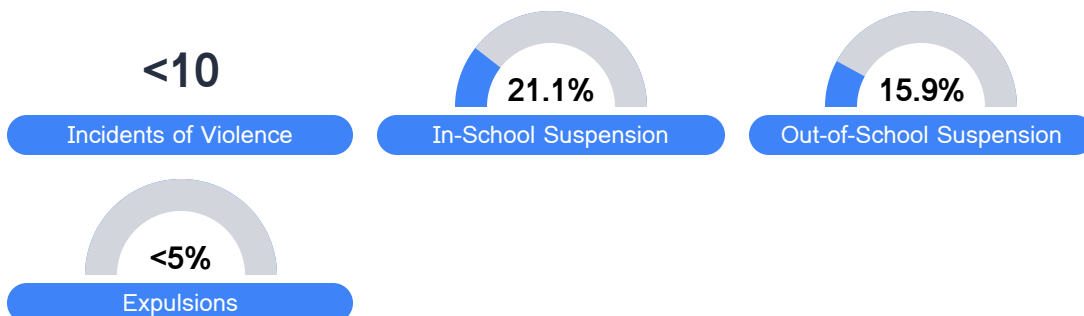
## Science

Level 1		Level 2		Level 3		Level 4		Level 5	
State	10.3%	State	13.6%	State	23.4%	State	36.0%	State	16.7%
District	12.1%	District	13.9%	District	23.0%	District	39.3%	District	11.7%
School	9.6%	School	12.7%	School	23.9%	School	40.6%	School	13.2%
Minimal		Basic		Passing		Proficient		Advanced	

## Student Assessment Participation



## Discipline



\* Source: 2017-2018 Civil Rights Data Collection

## Other Data



17.1 %

Chronic Absenteeism



\$9,117.04

Per-Pupil Expenditure



58.4 %

Post-Secondary Enrollment



24.5%

Advanced Course Participation