

B East Tate Elementary School

Tate County School District



6832 EAST TATE RD
Coldwater, MS 38618



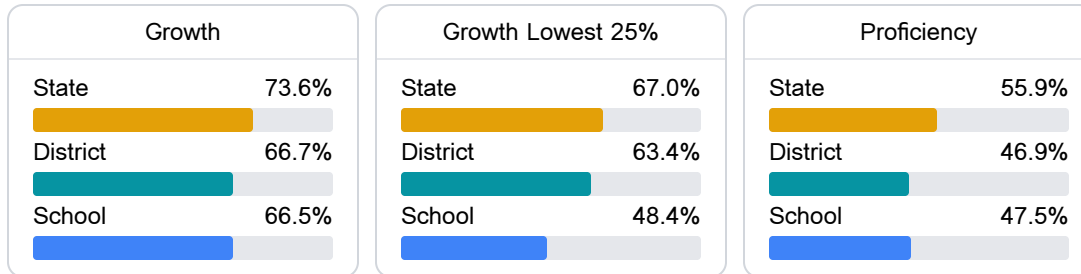
Stephanie Franklin
sfranklin@tcsdms.org

School Accountability Grade Components

Mississippi's accountability system assigns "A" through "F" letter grades for schools and districts. Grades are based on student achievement, student growth, student participation in testing, and other academic measures.

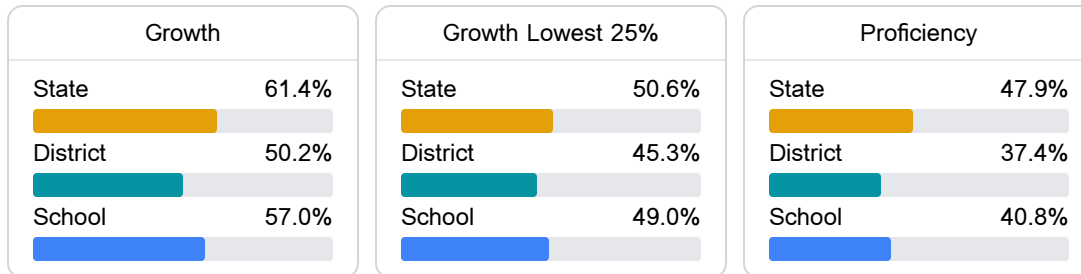
Math

Measurements of student performance on the statewide math assessment.



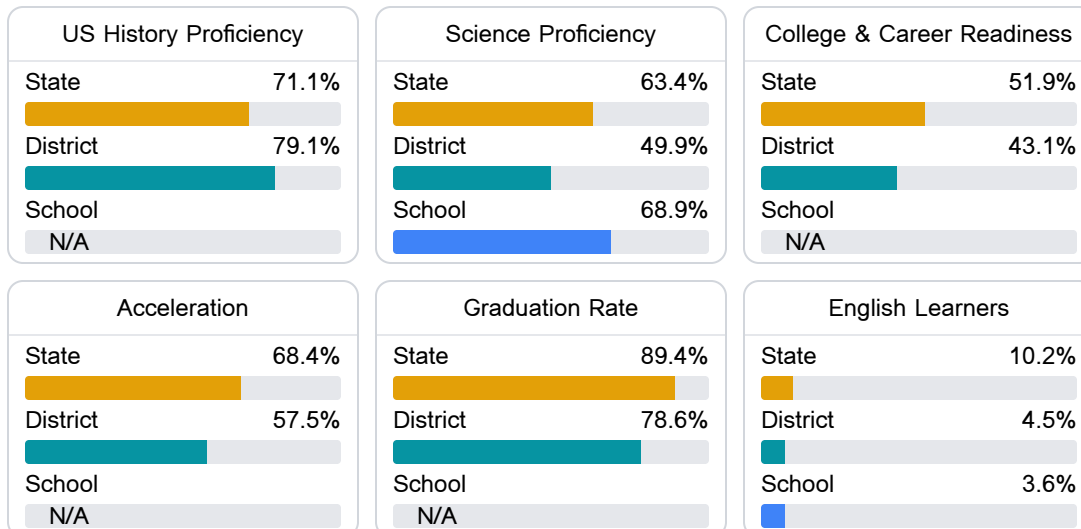
English

Measurements of student performance on the statewide English language arts (ELA) assessment.



Other Measures

Other measurements of student performance that factor into the accountability grade.



Teacher Data

26.3

Teachers



69.0%

Experienced Teachers

5.7%

Provisional Teachers

100.0%

In-Field Teachers

Detailed Assessment and Other Data

Student Performance

The following information shows each level of student performance on statewide assessments.

Math

Level 1		Level 2		Level 3		Level 4		Level 5	
State	0-10%	State	11-20%	State	21-30%	State	31-40%	State	11-20%
District	0-10%	District	11-20%	District	31-40%	District	31-40%	District	11-20%
School	6.4%	School	20.2%	School	27.3%	School	29.1%	School	17.0%
Minimal		Basic		Passing		Proficient		Advanced	

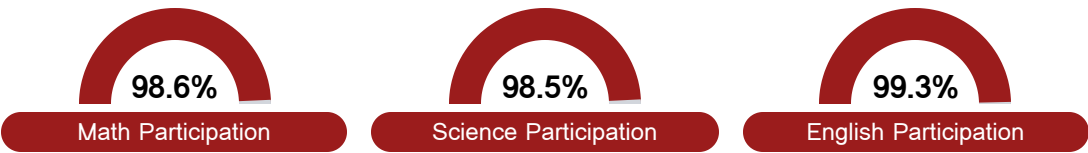
English

Level 1		Level 2		Level 3		Level 4		Level 5	
State	9.1%	State	17.9%	State	27.3%	State	28.8%	State	16.9%
District	13.1%	District	20.5%	District	30.3%	District	26.9%	District	9.4%
School	13.7%	School	22.5%	School	23.2%	School	31.0%	School	9.5%
Minimal		Basic		Passing		Proficient		Advanced	

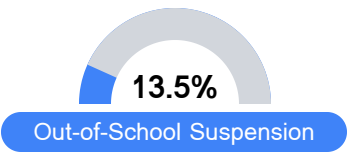
Science

Level 1		Level 2		Level 3		Level 4		Level 5	
State	11.2%	State	11.0%	State	19.5%	State	34.8%	State	23.5%
District	18.2%	District	15.5%	District	18.4%	District	31.8%	District	16.1%
School	6.3%	School	6.3%	School	18.8%	School	37.5%	School	31.3%
Minimal		Basic		Passing		Proficient		Advanced	

Student Assessment Participation



Discipline



Other Data

