

## B East Tate Elementary School

Tate County School District



6832 EAST TATE RD  
Coldwater, MS 38618



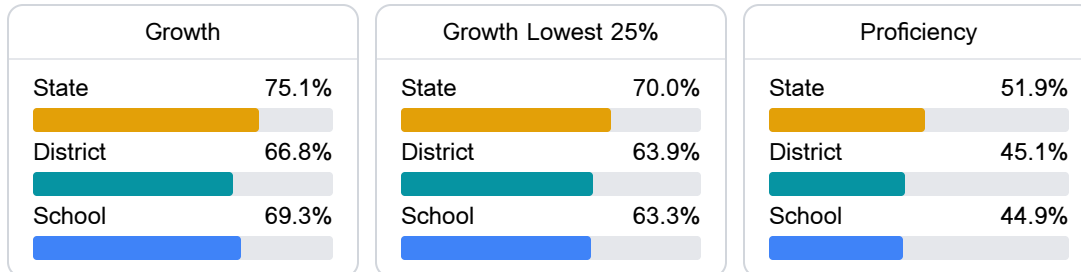
Stephanie Franklin  
sfranklin@tcsdms.org

### School Accountability Grade Components

Mississippi's accountability system assigns "A" through "F" letter grades for schools and districts. Grades are based on student achievement, student growth, student participation in testing, and other academic measures.

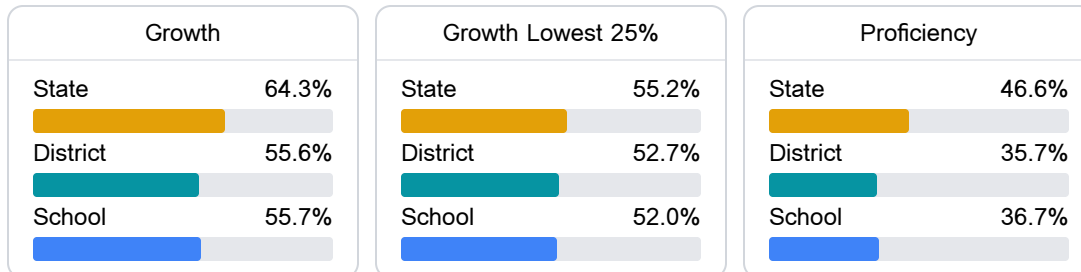
#### Math

Measurements of student performance on the statewide math assessment.



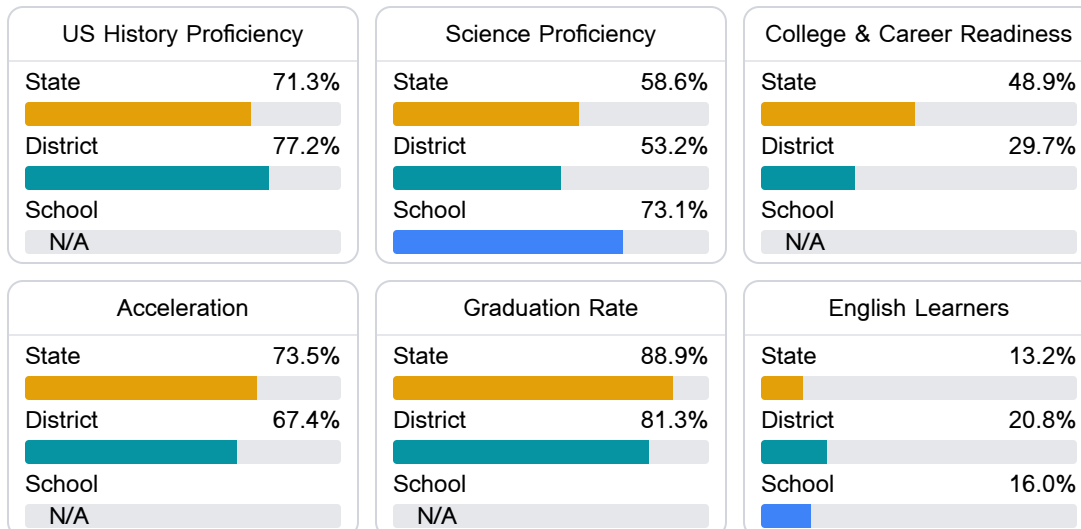
#### English

Measurements of student performance on the statewide English language arts (ELA) assessment.



#### Other Measures

Other measurements of student performance that factor into the accountability grade.



### Teacher Data

26.3

Teachers



62.1%

Experienced Teachers

0.0%

Provisional Teachers

100.0%

In-Field Teachers

## Detailed Assessment and Other Data

### Student Performance

The following information shows each level of student performance on statewide assessments.

#### Math

Level 1		Level 2		Level 3		Level 4		Level 5	
State	0-10%	State	11-20%	State	21-30%	State	31-40%	State	11-20%
District	5.6%	District	20.2%	District	31.7%	District	30.1%	District	12.5%
School	0-10%	School	11-20%	School	31-40%	School	21-30%	School	11-20%
Minimal		Basic		Passing		Proficient		Advanced	


#### English

Level 1		Level 2		Level 3		Level 4		Level 5	
State	8.3%	State	17.0%	State	29.7%	State	29.3%	State	15.7%
District	10.4%	District	22.8%	District	32.0%	District	25.1%	District	9.7%
School	10.4%	School	22.4%	School	30.0%	School	28.0%	School	9.2%
Minimal		Basic		Passing		Proficient		Advanced	

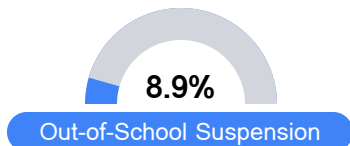
#### Science

Level 1		Level 2		Level 3		Level 4		Level 5	
State	11.4%	State	11.9%	State	20.8%	State	33.6%	State	22.3%
District	18.2%	District	16.8%	District	18.8%	District	29.9%	District	16.2%
School	7.6%	School	10.6%	School	7.6%	School	40.9%	School	33.3%
Minimal		Basic		Passing		Proficient		Advanced	

### Student Assessment Participation



### Discipline



### Other Data



**19.6 %**

Chronic Absenteeism



**\$8,854.97**

Per-Pupil Expenditure