

## B East Tate Elementary School

Tate County School District



6832 EAST TATE RD  
Coldwater, MS 38618



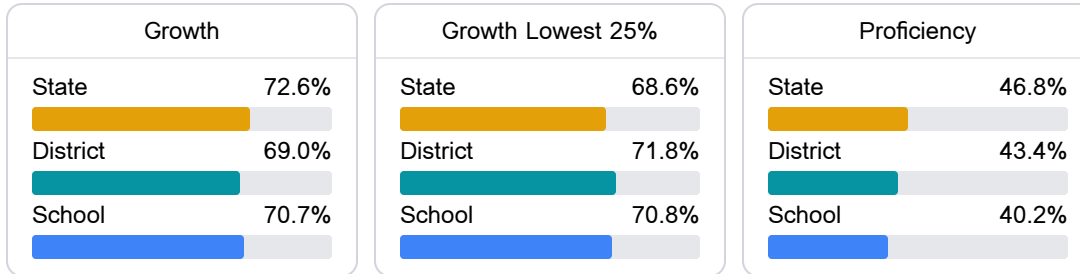
Stephanie Franklin  
sfranklin@tcsdms.org

### School Accountability Grade Components

Mississippi's accountability system assigns "A" through "F" letter grades for schools and districts. Grades are based on student achievement, student growth, student participation in testing, and other academic measures. COVID - 19 pandemic disruptions continue to be reflected in 2021 - 2022 accountability data, particularly growth data.

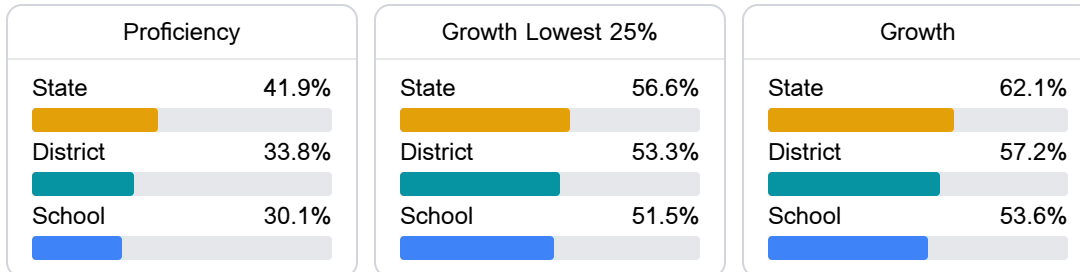
#### Math

Measurements of student performance on the statewide math assessment.



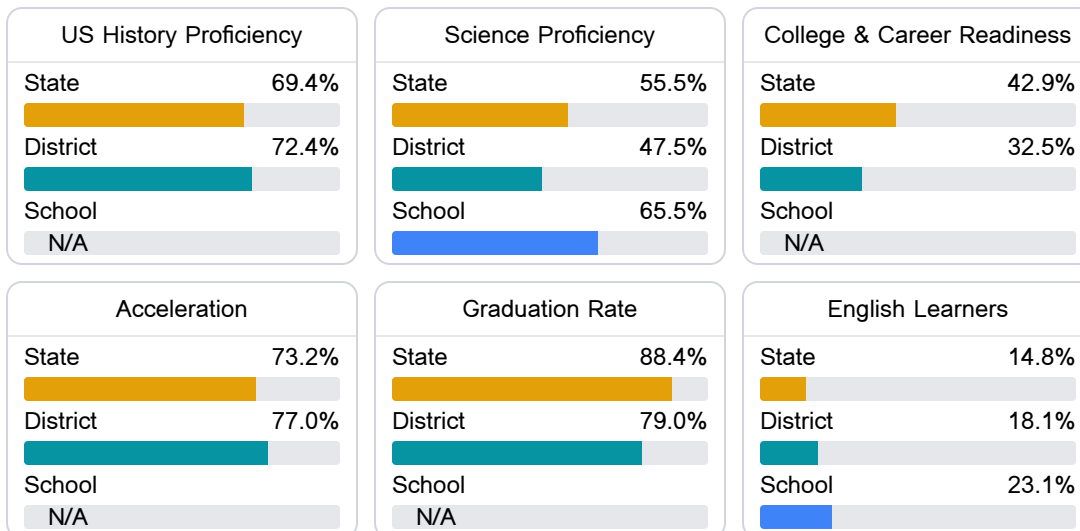
#### English

Measurements of student performance on the statewide English language arts (ELA) assessment.



#### Other Measures

Other measurements of student performance that factor into the accountability grade.



### Teacher Data

28.4

Teachers



64.8%

Experienced Teachers

5.3%

Provisional Teachers

100.0%

In-Field Teachers

## Detailed Assessment and Other Data

### Student Performance

The following information shows each level of student performance on statewide assessments.

#### Math

Level 1		Level 2		Level 3		Level 4		Level 5	
State	7.0%	State	19.3%	State	27.3%	State	31.5%	State	15.0%
District	9.0%	District	20.5%	District	27.8%	District	34.2%	District	8.5%
School	8.7%	School	19.3%	School	31.8%	School	29.6%	School	10.6%
Minimal		Basic		Passing		Proficient		Advanced	

#### English

Level 1		Level 2		Level 3		Level 4		Level 5	
State	8.6%	State	18.9%	State	31.3%	State	29.1%	State	12.1%
District	10.8%	District	24.5%	District	31.9%	District	25.0%	District	7.8%
School	0-10%	School	21-30%	School	31-40%	School	21-30%	School	0-10%
Minimal		Basic		Passing		Proficient		Advanced	

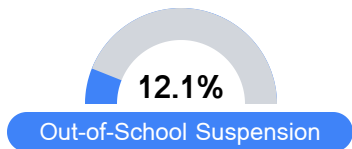
#### Science

Level 1		Level 2		Level 3		Level 4		Level 5	
State	11.0%	State	12.4%	State	22.5%	State	34.7%	State	19.4%
District	12.4%	District	15.0%	District	26.6%	District	33.8%	District	12.2%
School	5.2%	School	6.9%	School	25.9%	School	37.9%	School	24.1%
Minimal		Basic		Passing		Proficient		Advanced	

### Student Assessment Participation



### Discipline



### Other Data



**33.3%**

Chronic Absenteeism



**\$8,110.05**

Per-Pupil Expenditure