

B East Tate Elementary School

Tate County School District



6832 EAST TATE RD
Coldwater, MS 38618



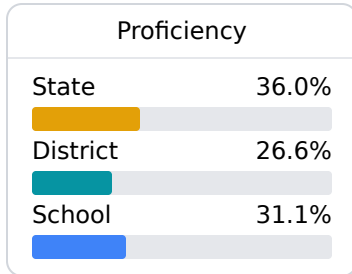
Stephanie Franklin
sfranklin@tcsdms.org

School Accountability Grade Components

Mississippi's accountability system assigns "A" through "F" letter grades for schools and districts. Grades are based on student achievement, student growth, student participation in testing, and other academic measures. COVID - 19 pandemic disruptions continue to be reflected in 2021 - 2022 accountability data, particularly growth data.

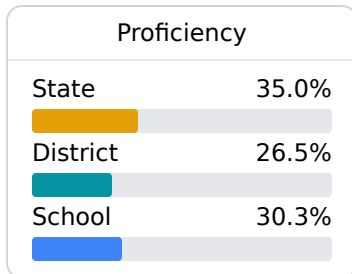
Math

Measurements of student performance on the statewide math assessment.



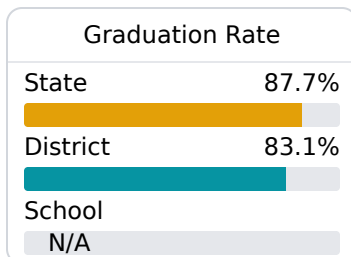
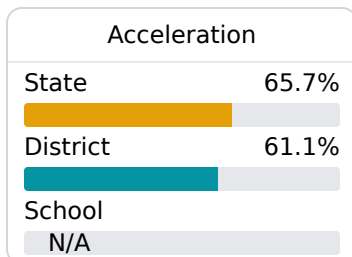
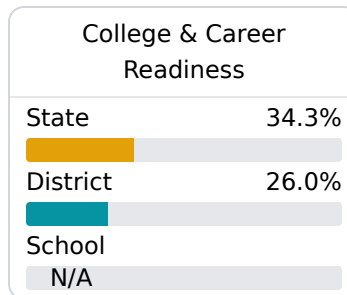
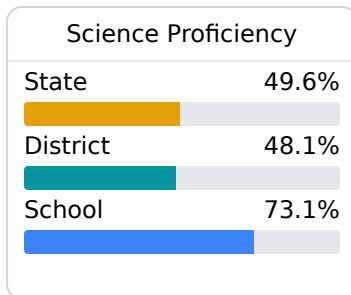
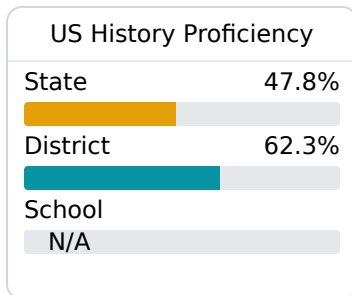
English

Measurements of student performance on the statewide English language arts (ELA) assessment.



Other Measures

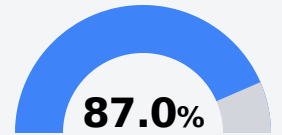
Other measurements of student performance that factor into the accountability grade.



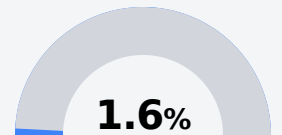
Teacher Data

30.7

Teachers



Experienced Teachers



Provisional Teachers



In-Field Teachers

Detailed Assessment and Other Data

Student Performance

The following information shows each level of student performance on statewide assessments.

Math

Level 1		Level 2		Level 3		Level 4		Level 5	
State	11.6%	State	24.2%	State	29.5%	State	24.8%	State	9.9%
District	12.1%	District	24.2%	District	36.1%	District	22.4%	District	5.3%
School	11.8%	School	19.6%	School	37.9%	School	23.2%	School	7.5%
Minimal		Basic		Passing		Proficient		Advanced	

English

Level 1		Level 2		Level 3		Level 4		Level 5	
State	10.8%	State	23.1%	State	31.8%	State	24.6%	State	9.7%
District	12.6%	District	25.8%	District	34.9%	District	21.5%	District	5.2%
School	6.4%	School	27.1%	School	35.4%	School	26.1%	School	5.0%
Minimal		Basic		Passing		Proficient		Advanced	

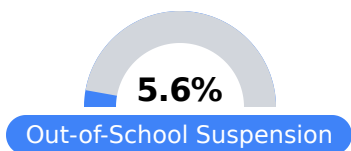
Science

Level 1		Level 2		Level 3		Level 4		Level 5	
State	13.8%	State	14.5%	State	23.4%	State	32.7%	State	15.7%
District	13.1%	District	14.5%	District	29.8%	District	31.4%	District	11.3%
School	0-10%	School	0-10%	School	11-20%	School	51-60%	School	11-20%
Minimal		Basic		Passing		Proficient		Advanced	

Student Assessment Participation



Discipline



* Source: 2017-2018 Civil Rights Data Collection

Other Data



19.0%

Chronic Absenteeism



\$8,738.13

Per-Pupil Expenditure



<5%

Advanced Course Participation