



East Tate Elementary School

Tate County School District



6832 EAST TATE RD
Coldwater, MS 38618



Stephanie Franklin
sfranklin@tcsdms.org

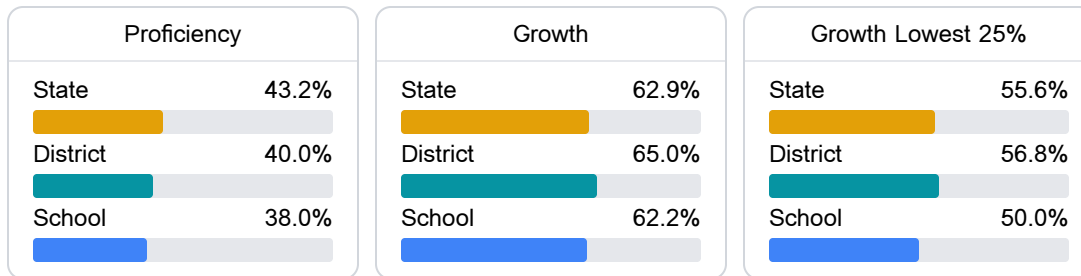
Identified for **Additional Targeted Support and Improvement**

School Accountability Grade Components

Mississippi's accountability system assigns "A" through "F" letter grades for schools and districts. Grades are based on student achievement, student growth, student participation in testing, and other academic measures.

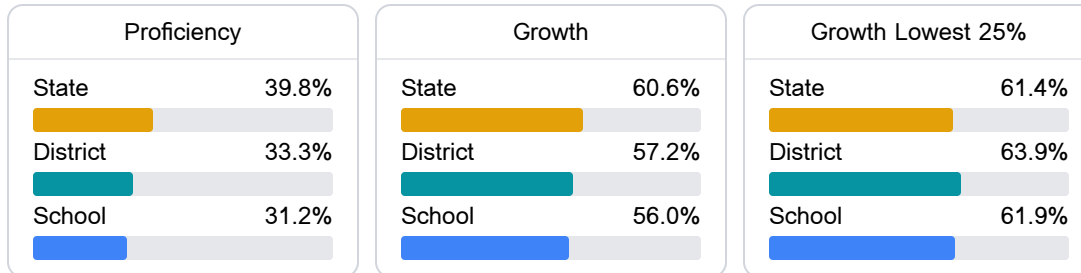
Math

Measurements of student performance on the statewide math assessment.



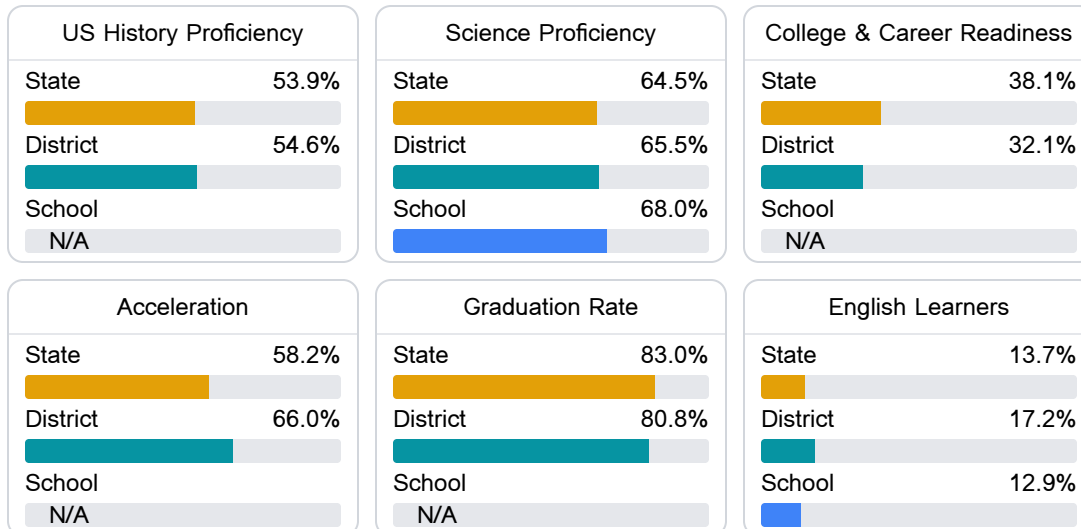
English

Measurements of student performance on the statewide English language arts (ELA) assessment.



Other Measures

Other measurements of student performance that factor into the accountability grade.



Teacher Data

46.0

Teachers



76.4%

Experienced Teachers

0.0%

Provisional Teachers

100.0%

In-Field Teachers

Detailed Assessment and Other Data

Student Performance

The following information shows each level of student performance on statewide assessments.

Math

Level 1		Level 2		Level 3		Level 4		Level 5	
State	6.8%	State	20.9%	State	30.5%	State	29.9%	State	11.9%
District	5.2%	District	21.3%	District	35.1%	District	30.4%	District	8.0%
School	0-10%	School	21-30%	School	31-40%	School	21-30%	School	0-10%
Minimal		Basic		Passing		Proficient		Advanced	

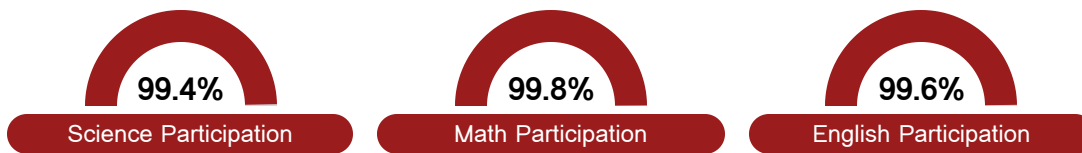
English

Level 1		Level 2		Level 3		Level 4		Level 5	
State	7.4%	State	20.4%	State	33.7%	State	29.0%	State	9.4%
District	6.1%	District	26.0%	District	36.1%	District	26.1%	District	5.7%
School	0-10%	School	21-30%	School	31-40%	School	21-30%	School	0-10%
Minimal		Basic		Passing		Proficient		Advanced	

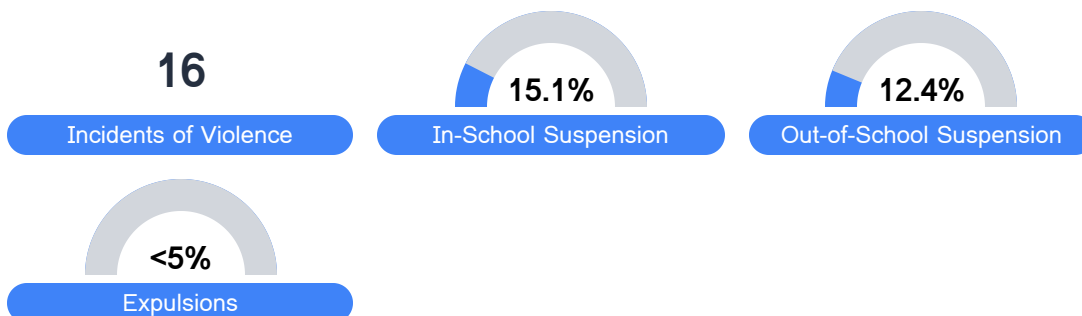
Science

Level 1		Level 2		Level 3		Level 4	
State	13.6%	State	24.0%	State	20.7%	State	20.7%
District	9.6%	District	27.0%	District	19.8%	District	19.8%
School	7.9%	School	23.2%	School	29.3%	School	29.3%
Minimal		Basic		Proficient		Advanced	

Student Assessment Participation



Discipline



* Source: 2017-2018 Civil Rights Data Collection

Other Data



16.5 %

Chronic Absenteeism



\$6,571.86

Per-Pupil Expenditure