



Ruleville Middle School

Sunflower County Consolidate School District



250 EAST OSCAR ST
Ruleville, MS 38771



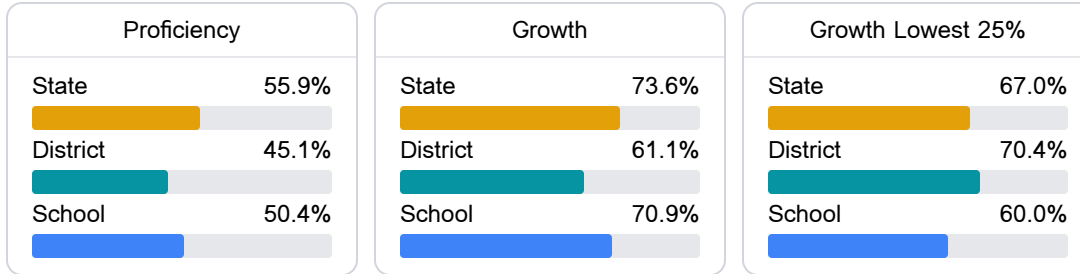
Earnest Nelson
enelson@sunflowerk12.org

School Accountability Grade Components

Mississippi's accountability system assigns "A" through "F" letter grades for schools and districts. Grades are based on student achievement, student growth, student participation in testing, and other academic measures.

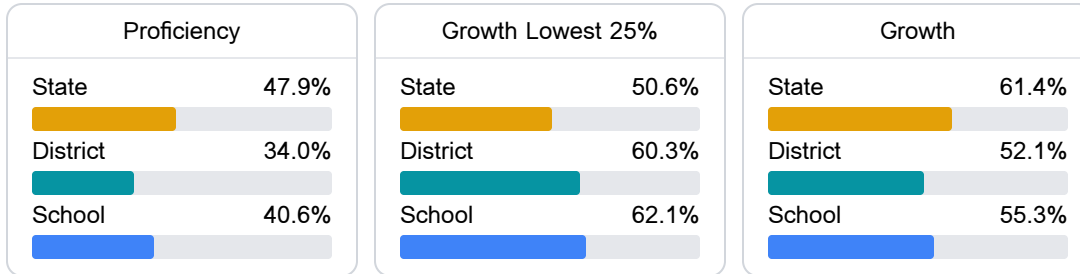
Math

Measurements of student performance on the statewide math assessment.



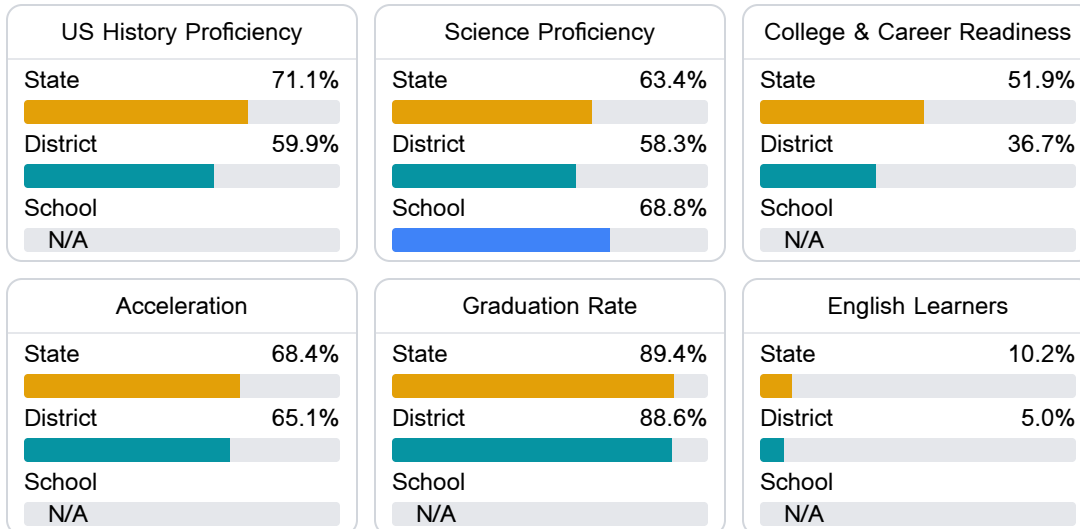
English

Measurements of student performance on the statewide English language arts (ELA) assessment.



Other Measures

Other measurements of student performance that factor into the accountability grade.



Teacher Data

11.5

Teachers



41.5%

Experienced Teachers

0.0%

Provisional Teachers

76.6%

In-Field Teachers

Detailed Assessment and Other Data

Student Performance

The following information shows each level of student performance on statewide assessments.

Math

Level 1		Level 2		Level 3		Level 4		Level 5	
State	0-10%	State	11-20%	State	21-30%	State	31-40%	State	11-20%
District	0-10%	District	11-20%	District	31-40%	District	31-40%	District	0-10%
School	0-10%	School	11-20%	School	31-40%	School	31-40%	School	11-20%
Minimal		Basic		Passing		Proficient		Advanced	

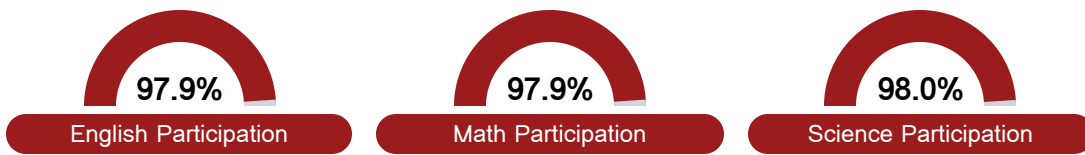
English

Level 1		Level 2		Level 3		Level 4		Level 5	
State	9.1%	State	17.9%	State	27.3%	State	28.8%	State	16.9%
District	12.6%	District	25.7%	District	31.5%	District	23.1%	District	7.1%
School	7.3%	School	14.5%	School	39.1%	School	26.1%	School	13.0%
Minimal		Basic		Passing		Proficient		Advanced	

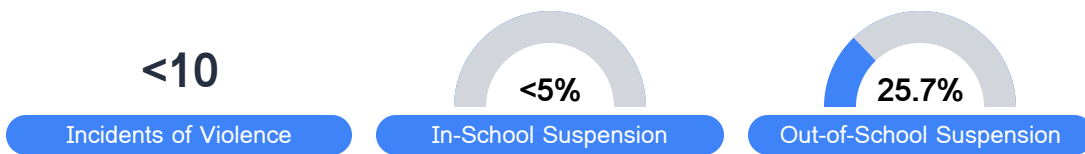
Science

Level 1		Level 2		Level 3		Level 4		Level 5	
State	11.2%	State	11.0%	State	19.5%	State	34.8%	State	23.5%
District	15.1%	District	15.3%	District	22.5%	District	32.6%	District	14.5%
School	0-10%	School	N/A	School	31-40%	School	41-50%	School	11-20%
Minimal		Basic		Passing		Proficient		Advanced	

Student Assessment Participation



Discipline



Other Data



24.8%

Chronic Absenteeism



\$15,381.74

Per-Pupil Expenditure