



Ruleville Middle School

Sunflower County Consolidate School District



250 EAST OSCAR ST
Ruleville, MS 38771



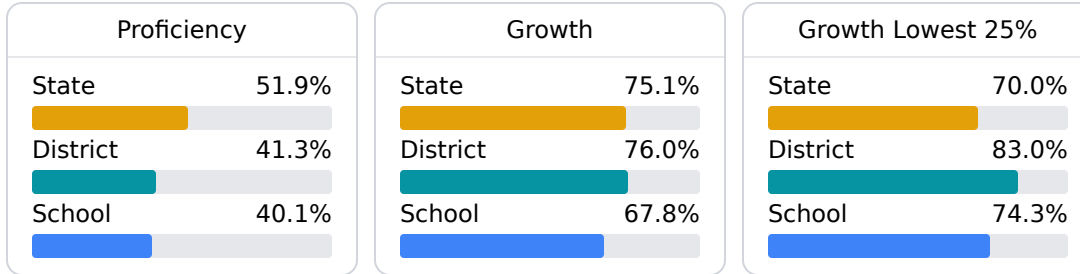
Earnest Nelson
enelson@sunflowerk12.org

School Accountability Grade Components

Mississippi's accountability system assigns "A" through "F" letter grades for schools and districts. Grades are based on student achievement, student growth, student participation in testing, and other academic measures.

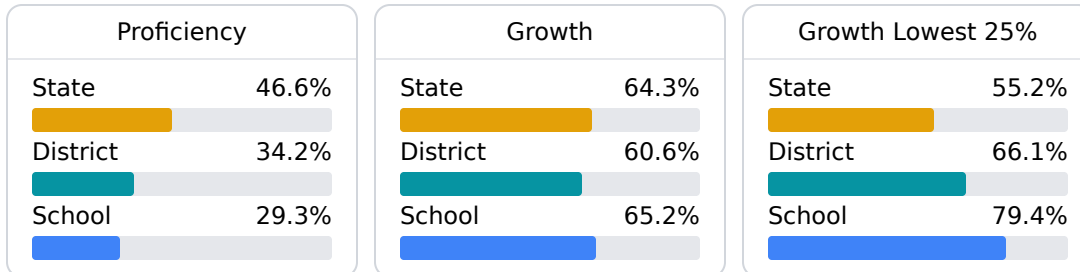
Math

Measurements of student performance on the statewide math assessment.



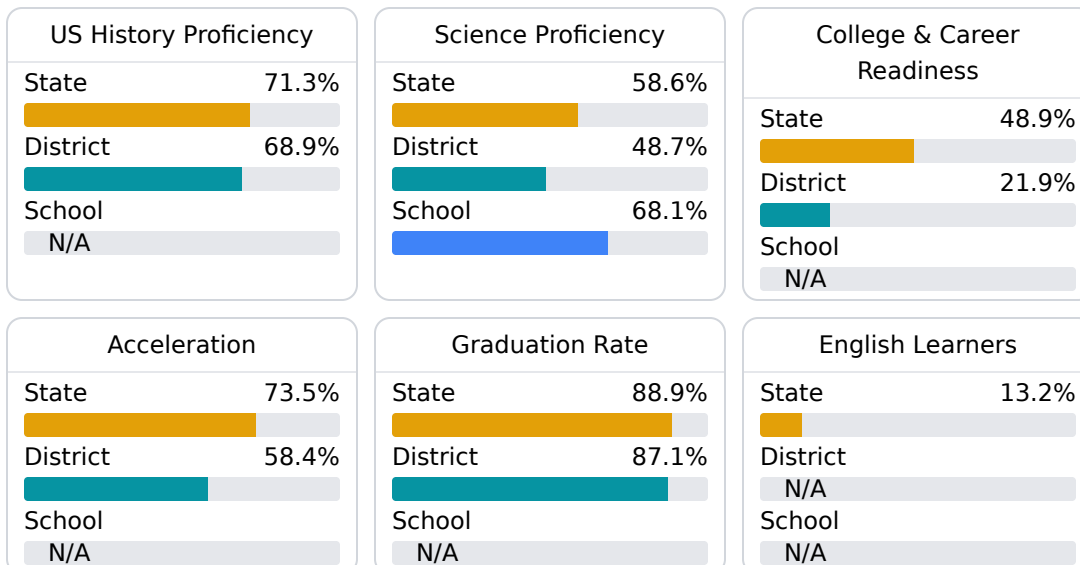
English

Measurements of student performance on the statewide English language arts (ELA) assessment.



Other Measures

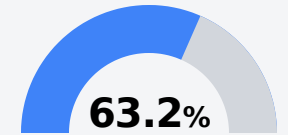
Other measurements of student performance that factor into the accountability grade.



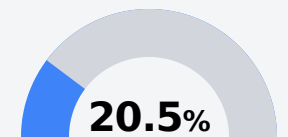
Teacher Data

12.5

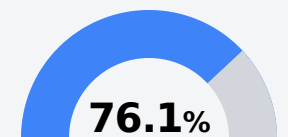
Teachers



Experienced Teachers



Provisional Teachers



In-Field Teachers

Detailed Assessment and Other Data

Student Performance

The following information shows each level of student performance on statewide assessments.

Math

| Level 1 | Level 2 | Level 3 | Level 4 | Level 5 |
|----------------|-----------------|-----------------|-----------------|----------------|
| State 0-10% | State 11-20% | State 21-30% | State 31-40% | State 11-20% |
| District 0-10% | District 11-20% | District 31-40% | District 21-30% | District 0-10% |
| School 0-10% | School 11-20% | School 41-50% | School 31-40% | School 0-10% |
| Minimal | Basic | Passing | Proficient | Advanced |

English

| Level 1 | Level 2 | Level 3 | Level 4 | Level 5 |
|---------------|----------------|----------------|----------------|---------------|
| State 8.3% | State 17.0% | State 29.7% | State 29.3% | State 15.7% |
| District 9.8% | District 23.6% | District 34.8% | District 24.2% | District 7.6% |
| School 0-10% | School 11-20% | School 51-60% | School 11-20% | School 0-10% |
| Minimal | Basic | Passing | Proficient | Advanced |

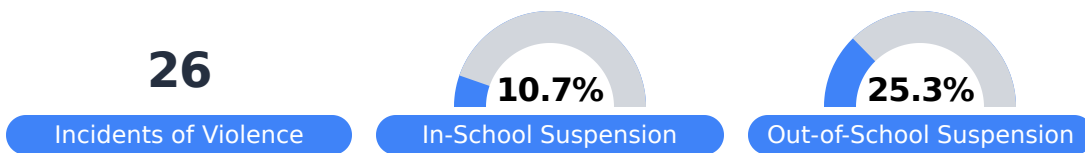
Science

| Level 1 | Level 2 | Level 3 | Level 4 | Level 5 |
|----------------|----------------|----------------|----------------|----------------|
| State 11.4% | State 11.9% | State 20.8% | State 33.6% | State 22.3% |
| District 17.8% | District 17.5% | District 20.3% | District 33.4% | District 11.0% |
| School 6.4% | School 10.6% | School 14.9% | School 53.2% | School 14.9% |
| Minimal | Basic | Passing | Proficient | Advanced |

Student Assessment Participation



Discipline



Other Data



16.8%

Chronic Absenteeism



\$14,208.12

Per-Pupil Expenditure