



Gentry High School

Sunflower County Consolidate School District



801 B.B. King
Indianola, MS 38751



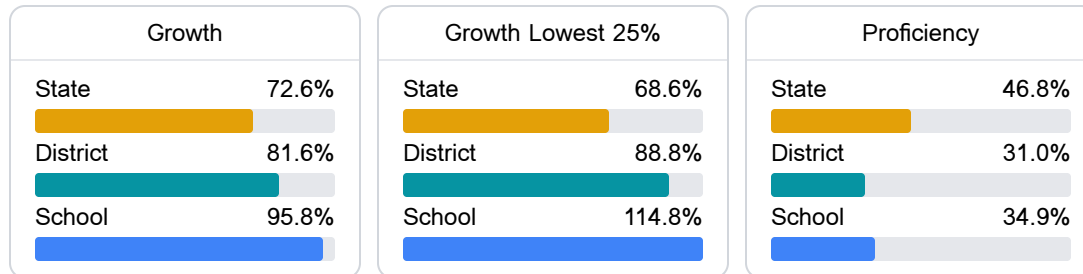
Edmond Williams
edwilliams@sunflowerk12.org

School Accountability Grade Components

Mississippi's accountability system assigns "A" through "F" letter grades for schools and districts. Grades are based on student achievement, student growth, student participation in testing, and other academic measures. COVID - 19 pandemic disruptions continue to be reflected in 2021 - 2022 accountability data, particularly growth data.

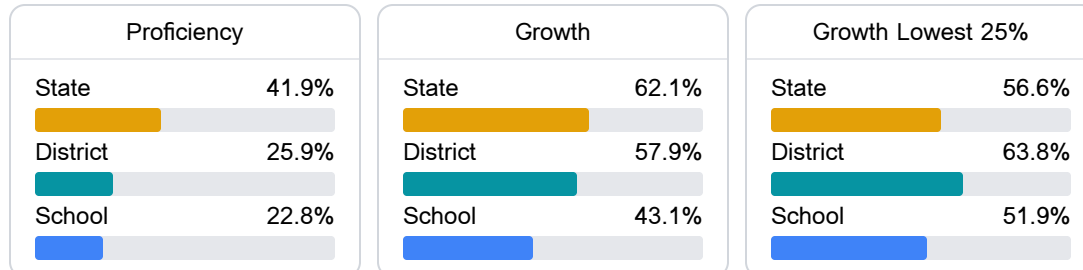
Math

Measurements of student performance on the statewide math assessment.



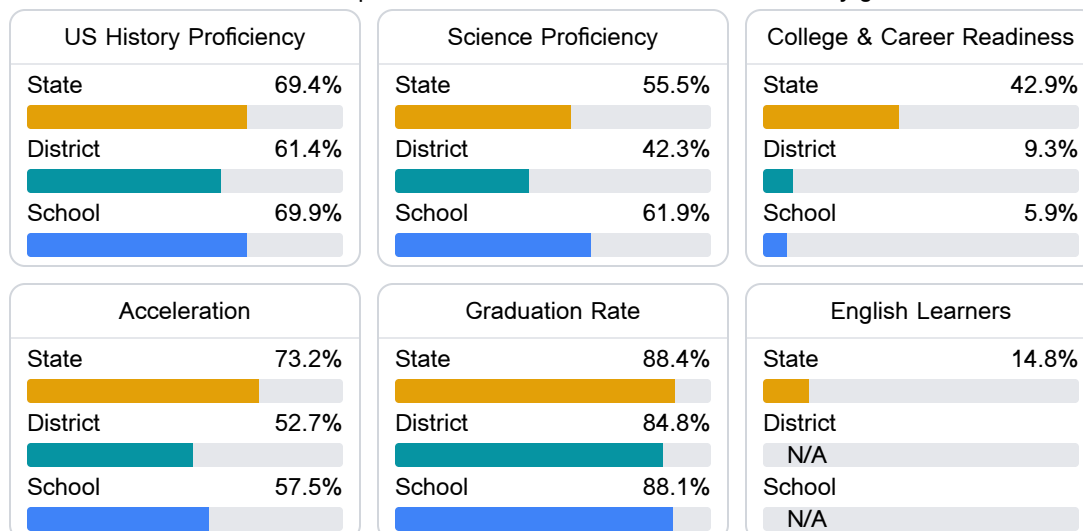
English

Measurements of student performance on the statewide English language arts (ELA) assessment.



Other Measures

Other measurements of student performance that factor into the accountability grade.



Teacher Data

34.3

Teachers



55.8%

Experienced Teachers

38.2%

Provisional Teachers

82.5%

In-Field Teachers

Detailed Assessment and Other Data

Student Performance

The following information shows each level of student performance on statewide assessments.

Math

Level 1		Level 2		Level 3		Level 4		Level 5	
State	7.0%	State	19.3%	State	27.3%	State	31.5%	State	15.0%
District	7.5%	District	28.9%	District	33.0%	District	25.0%	District	5.6%
School	N/A	School	N/A	School	91-100%	School	N/A	School	N/A
Minimal		Basic		Passing		Proficient		Advanced	

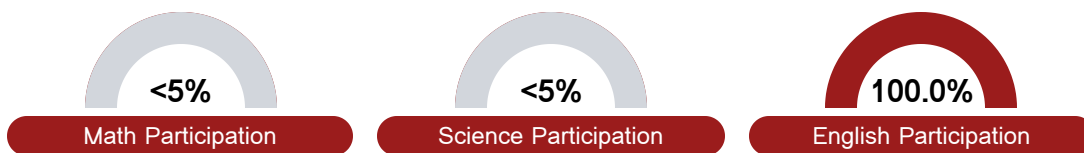
English

Level 1		Level 2		Level 3		Level 4		Level 5	
State	8.6%	State	18.9%	State	31.3%	State	29.1%	State	12.1%
District	13.0%	District	27.4%	District	34.7%	District	19.9%	District	5.0%
School	11-20%	School	21-30%	School	31-40%	School	11-20%	School	0-10%
Minimal		Basic		Passing		Proficient		Advanced	

Science

Level 1		Level 2		Level 3		Level 4		Level 5	
State	11.0%	State	12.4%	State	22.5%	State	34.7%	State	19.4%
District	14.3%	District	13.5%	District	31.6%	District	33.3%	District	7.3%
School	11-20%	School	71-80%	School	N/A	School	N/A	School	N/A
Minimal		Basic		Passing		Proficient		Advanced	

Student Assessment Participation



Discipline



Other Data



34.9%

Chronic Absenteeism



\$11,752.33

Per-Pupil Expenditure



64.0%

Post-Secondary Enrollment



>95%

Advanced Course Participation