



## Ruleville Central Elementary School

Sunflower County Consolidate School District



410 L F PACKER DRIVE  
Ruleville, MS 38771



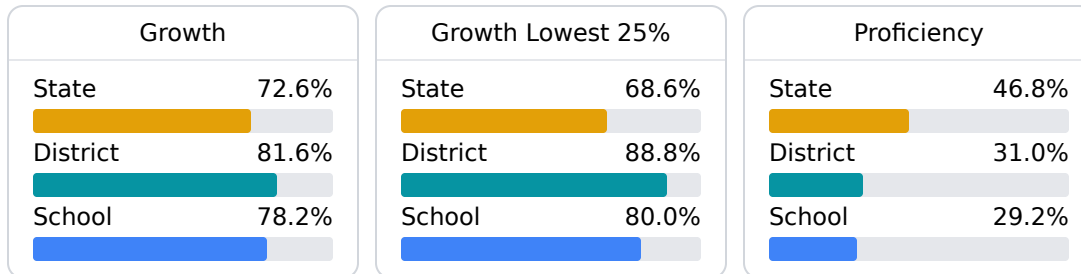
Sawanda Washington  
[sawashington@sunflowerk12.org](mailto:sawashington@sunflowerk12.org)

### School Accountability Grade Components

Mississippi's accountability system assigns "A" through "F" letter grades for schools and districts. Grades are based on student achievement, student growth, student participation in testing, and other academic measures. COVID - 19 pandemic disruptions continue to be reflected in 2021 - 2022 accountability data, particularly growth data.

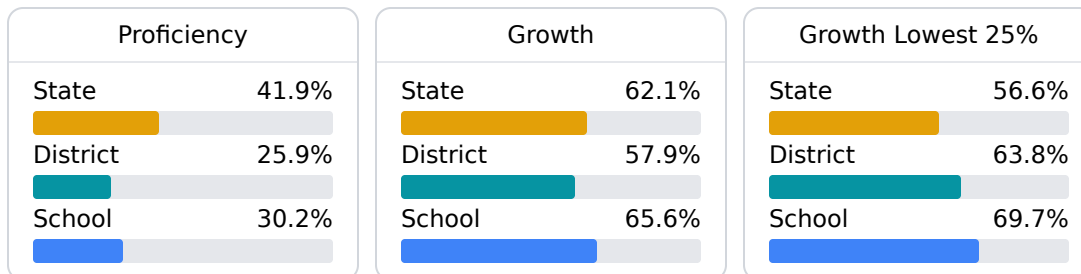
#### Math

Measurements of student performance on the statewide math assessment.



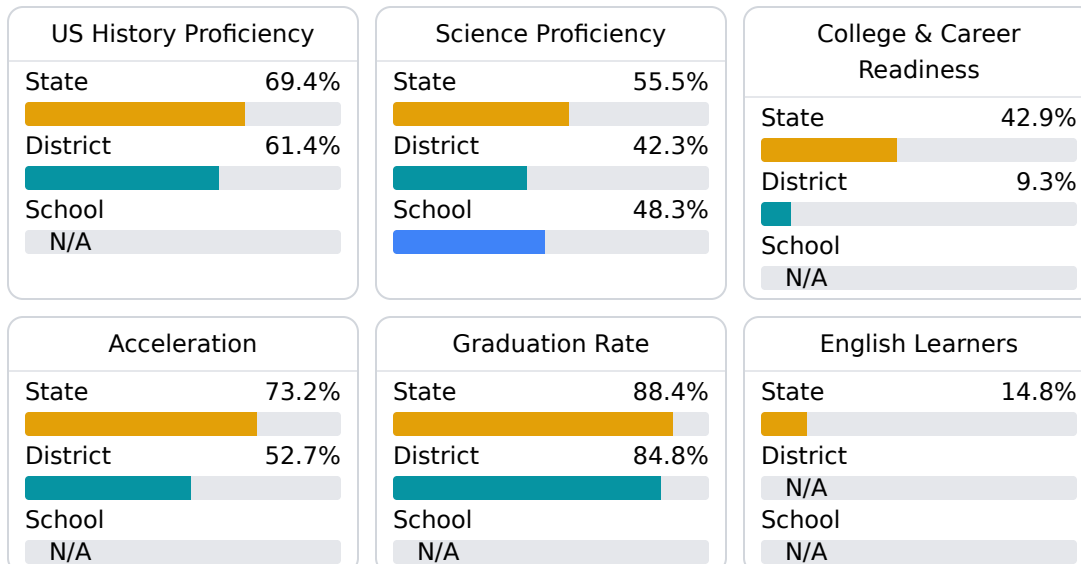
#### English

Measurements of student performance on the statewide English language arts (ELA) assessment.



#### Other Measures

Other measurements of student performance that factor into the accountability grade.



### Teacher Data

15.9

Teachers



64.3%

Experienced Teachers

18.9%

Provisional Teachers

86.3%

In-Field Teachers

## Detailed Assessment and Other Data

### Student Performance

The following information shows each level of student performance on statewide assessments.

#### Math

Level 1	Level 2	Level 3	Level 4	Level 5
State 7.0%	State 19.3%	State 27.3%	State 31.5%	State 15.0%
District 7.5%	District 28.9%	District 33.0%	District 25.0%	District 5.6%
School 11-20%	School 31-40%	School 21-30%	School 21-30%	School 0-10%
Minimal	Basic	Passing	Proficient	Advanced

#### English

Level 1	Level 2	Level 3	Level 4	Level 5
State 8.6%	State 18.9%	State 31.3%	State 29.1%	State 12.1%
District 13.0%	District 27.4%	District 34.7%	District 19.9%	District 5.0%
School 11-20%	School 21-30%	School 21-30%	School 21-30%	School 0-10%
Minimal	Basic	Passing	Proficient	Advanced

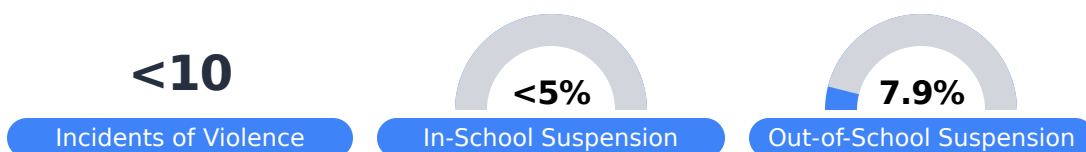
#### Science

Level 1	Level 2	Level 3	Level 4	Level 5
State 11.0%	State 12.4%	State 22.5%	State 34.7%	State 19.4%
District 14.3%	District 13.5%	District 31.6%	District 33.3%	District 7.3%
School 13.8%	School 17.2%	School 27.6%	School 34.5%	School 6.9%
Minimal	Basic	Passing	Proficient	Advanced

### Student Assessment Participation



### Discipline



### Other Data



**31.2 %**

Chronic Absenteeism



**\$11,877.52**

Per-Pupil Expenditure