



Ruleville Central Elementary School

Sunflower County Consolidate School District



410 L F PACKER DRIVE
Ruleville, MS 38771



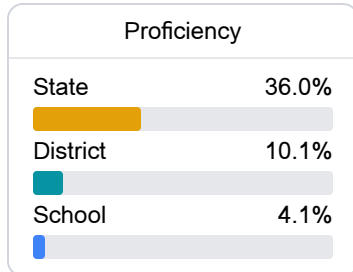
SAWANDA WASHINGTON
sawashington@sunflower.k12.ms.us

School Accountability Grade Components

Mississippi's accountability system assigns "A" through "F" letter grades for schools and districts. Grades are based on student achievement, student growth, student participation in testing, and other academic measures. COVID - 19 pandemic disruptions continue to be reflected in 2021 - 2022 accountability data, particularly growth data.

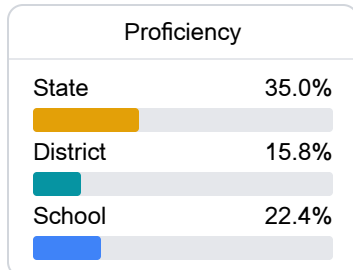
Math

Measurements of student performance on the statewide math assessment.



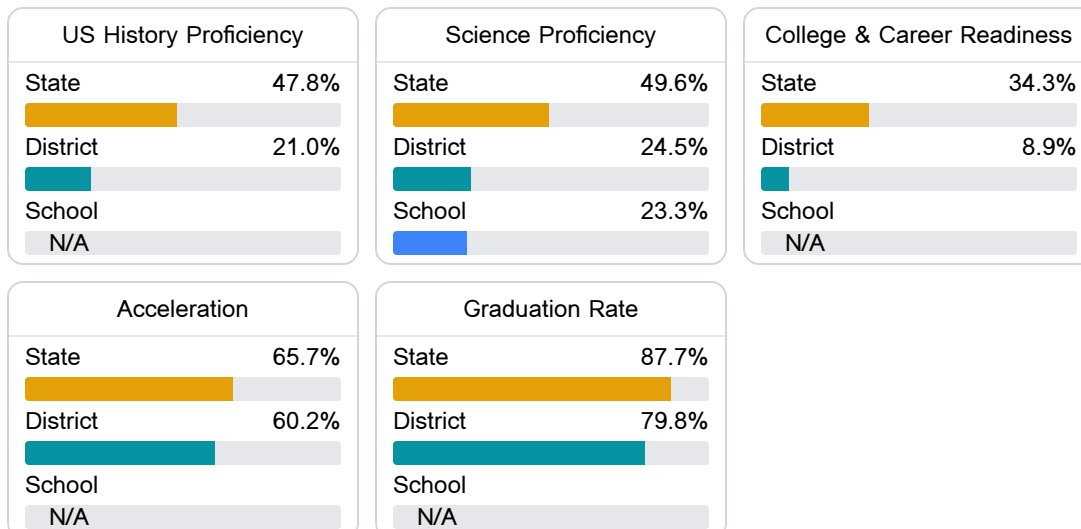
English

Measurements of student performance on the statewide English language arts (ELA) assessment.



Other Measures

Other measurements of student performance that factor into the accountability grade.



Teacher Data

16.5

Teachers



64.0%

Experienced Teachers

23.8%

Provisional Teachers

83.8%

In-Field Teachers

Detailed Assessment and Other Data

Student Performance

The following information shows each level of student performance on statewide assessments.

Math

Level 1		Level 2		Level 3		Level 4		Level 5	
State	11.6%	State	24.2%	State	29.5%	State	24.8%	State	9.9%
District	21-30%	District	41-50%	District	21-30%	District	0-10%	District	0-10%
School	21-30%	School	41-50%	School	11-20%	School	0-10%	School	0-10%
Minimal		Basic		Passing		Proficient		Advanced	

English

Level 1		Level 2		Level 3		Level 4		Level 5	
State	10.8%	State	23.1%	State	31.8%	State	24.6%	State	9.7%
District	11-20%	District	31-40%	District	31-40%	District	11-20%	District	0-10%
School	0-10%	School	31-40%	School	31-40%	School	11-20%	School	0-10%
Minimal		Basic		Passing		Proficient		Advanced	

Science

Level 1		Level 2		Level 3		Level 4		Level 5	
State	13.8%	State	14.5%	State	23.4%	State	32.7%	State	15.7%
District	21-30%	District	21-30%	District	21-30%	District	11-20%	District	0-10%
School	12.1%	School	24.2%	School	42.4%	School	15.2%	School	6.1%
Minimal		Basic		Passing		Proficient		Advanced	

Student Assessment Participation



Discipline



* Source: 2017-2018 Civil Rights Data Collection

Other Data



14.9%

Chronic Absenteeism



\$10,920.35

Per-Pupil Expenditure