



Inverness School

Sunflower County Consolidate School District



1101 OAK STREET
Inverness, MS 38753



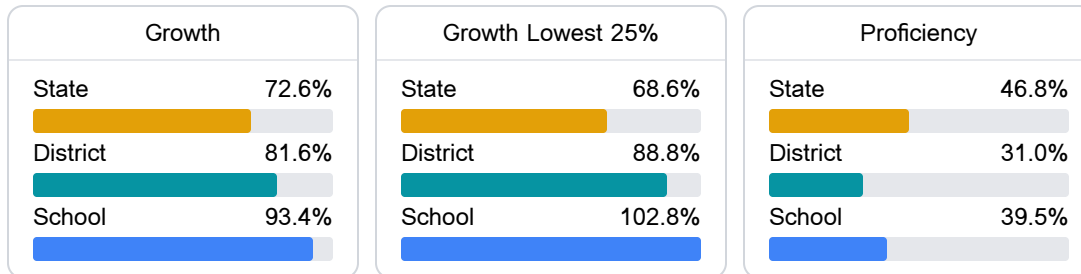
Brenda Singleton
brendasingleton@sunflower.k12.ms.us

School Accountability Grade Components

Mississippi's accountability system assigns "A" through "F" letter grades for schools and districts. Grades are based on student achievement, student growth, student participation in testing, and other academic measures. COVID - 19 pandemic disruptions continue to be reflected in 2021 - 2022 accountability data, particularly growth data.

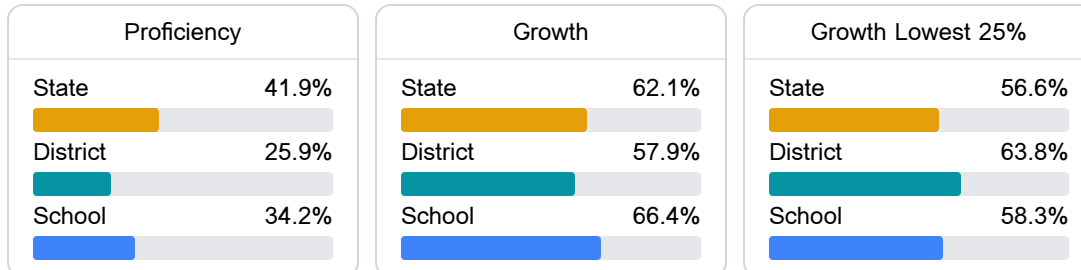
Math

Measurements of student performance on the statewide math assessment.



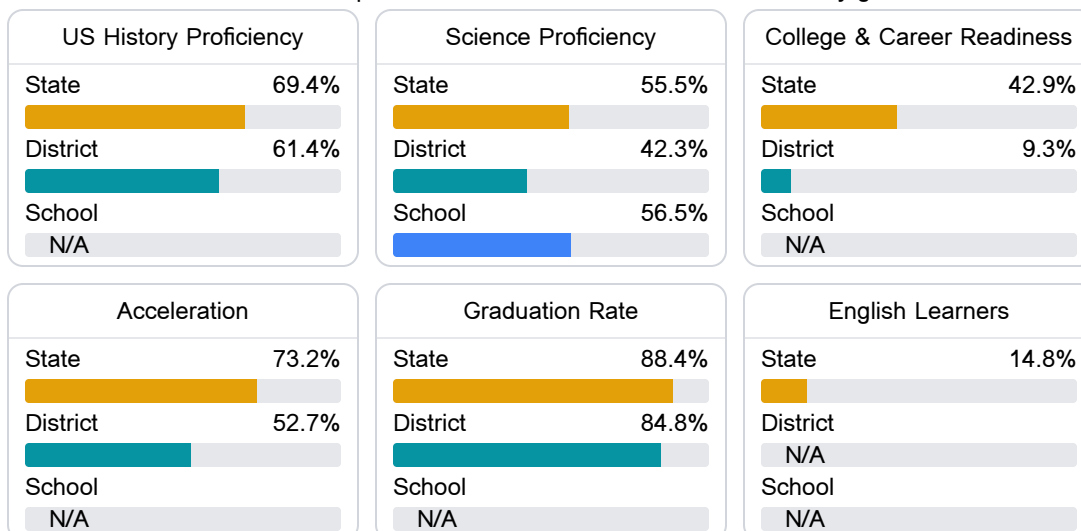
English

Measurements of student performance on the statewide English language arts (ELA) assessment.



Other Measures

Other measurements of student performance that factor into the accountability grade.



Teacher Data

12.4

Teachers



90.6%

Experienced Teachers

0.0%

Provisional Teachers

98.7%

In-Field Teachers

Detailed Assessment and Other Data

Student Performance

The following information shows each level of student performance on statewide assessments.

Math

Level 1		Level 2		Level 3		Level 4		Level 5	
State	7.0%	State	19.3%	State	27.3%	State	31.5%	State	15.0%
District	7.5%	District	28.9%	District	33.0%	District	25.0%	District	5.6%
School	0-10%	School	21-30%	School	21-30%	School	21-30%	School	0-10%
Minimal		Basic		Passing		Proficient		Advanced	

English

Level 1		Level 2		Level 3		Level 4		Level 5	
State	8.6%	State	18.9%	State	31.3%	State	29.1%	State	12.1%
District	13.0%	District	27.4%	District	34.7%	District	19.9%	District	5.0%
School	12.1%	School	20.5%	School	34.9%	School	22.9%	School	9.6%
Minimal		Basic		Passing		Proficient		Advanced	

Science

Level 1		Level 2		Level 3		Level 4		Level 5	
State	11.0%	State	12.4%	State	22.5%	State	34.7%	State	19.4%
District	14.3%	District	13.5%	District	31.6%	District	33.3%	District	7.3%
School	8.0%	School	N/A	School	40.0%	School	28.0%	School	24.0%
Minimal		Basic		Passing		Proficient		Advanced	

Student Assessment Participation



Discipline



Other Data



15.1 %

Chronic Absenteeism



\$14,580.21

Per-Pupil Expenditure