

School Report Card 2021 - 2022

For more detailed information, please visit <https://msrc.mdek12.org>.



Drew Hunter Middle School

Sunflower County Consolidate School District



10 SWOOPE ROAD
Drew, MS 38737



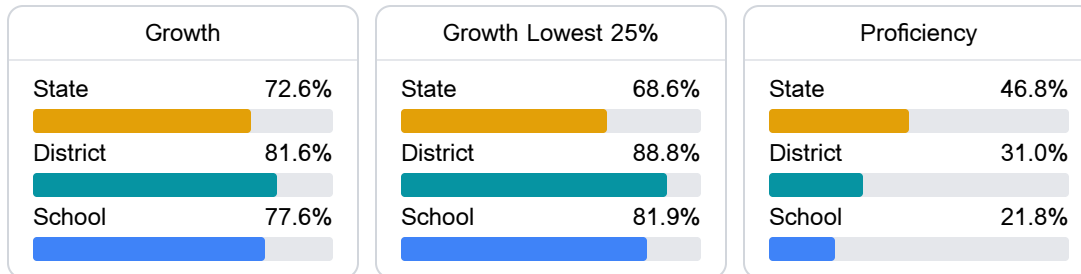
Tina Steele
tsteele@sunflowerk12.org

School Accountability Grade Components

Mississippi's accountability system assigns "A" through "F" letter grades for schools and districts. Grades are based on student achievement, student growth, student participation in testing, and other academic measures. COVID - 19 pandemic disruptions continue to be reflected in 2021 - 2022 accountability data, particularly growth data.

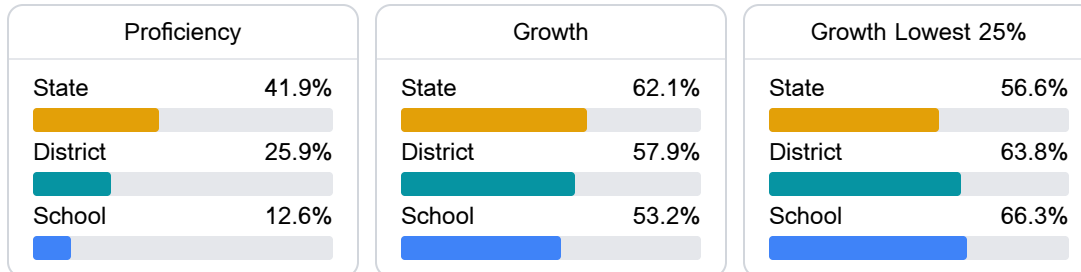
Math

Measurements of student performance on the statewide math assessment.



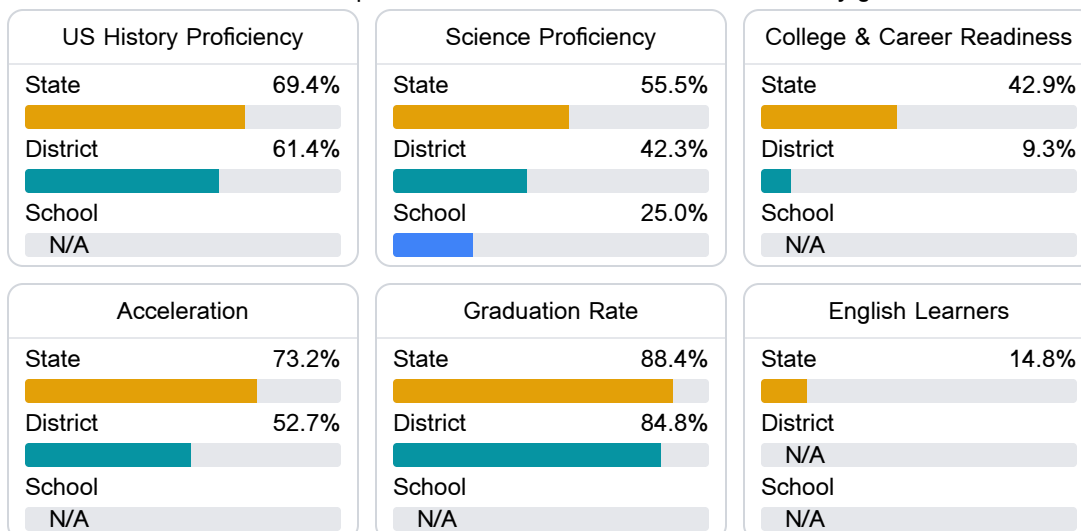
English

Measurements of student performance on the statewide English language arts (ELA) assessment.



Other Measures

Other measurements of student performance that factor into the accountability grade.



Teacher Data

8.0

Teachers



61.5%

Experienced Teachers

15.1%

Provisional Teachers

90.6%

In-Field Teachers

Detailed Assessment and Other Data

Student Performance

The following information shows each level of student performance on statewide assessments.

Math

Level 1		Level 2		Level 3		Level 4		Level 5	
State	7.0%	State	19.3%	State	27.3%	State	31.5%	State	15.0%
District	7.5%	District	28.9%	District	33.0%	District	25.0%	District	5.6%
School	0-10%	School	31-40%	School	31-40%	School	11-20%	School	0-10%
Minimal		Basic		Passing		Proficient		Advanced	

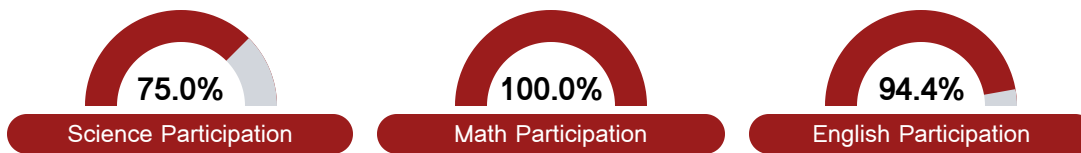
English

Level 1		Level 2		Level 3		Level 4		Level 5	
State	8.6%	State	18.9%	State	31.3%	State	29.1%	State	12.1%
District	13.0%	District	27.4%	District	34.7%	District	19.9%	District	5.0%
School	11-20%	School	31-40%	School	31-40%	School	0-10%	School	0-10%
Minimal		Basic		Passing		Proficient		Advanced	

Science

Level 1		Level 2		Level 3		Level 4		Level 5	
State	11.0%	State	12.4%	State	22.5%	State	34.7%	State	19.4%
District	14.3%	District	13.5%	District	31.6%	District	33.3%	District	7.3%
School	26.7%	School	33.3%	School	26.7%	School	13.3%	School	N/A
Minimal		Basic		Passing		Proficient		Advanced	

Student Assessment Participation



Discipline



Other Data



29.8 %

Chronic Absenteeism



\$16,182.64

Per-Pupil Expenditure