



A W James Elementary School

Sunflower County Consolidate School District



400 SOUTH BLVD
Drew, MS 38737



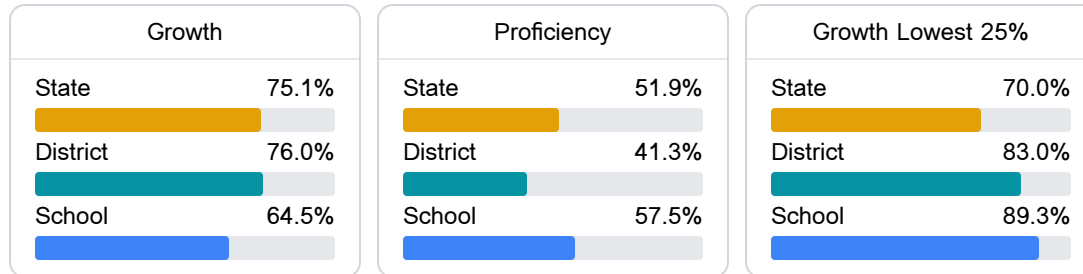
Barbara Akon
bakon@sunflowerk12.org

School Accountability Grade Components

Mississippi's accountability system assigns "A" through "F" letter grades for schools and districts. Grades are based on student achievement, student growth, student participation in testing, and other academic measures.

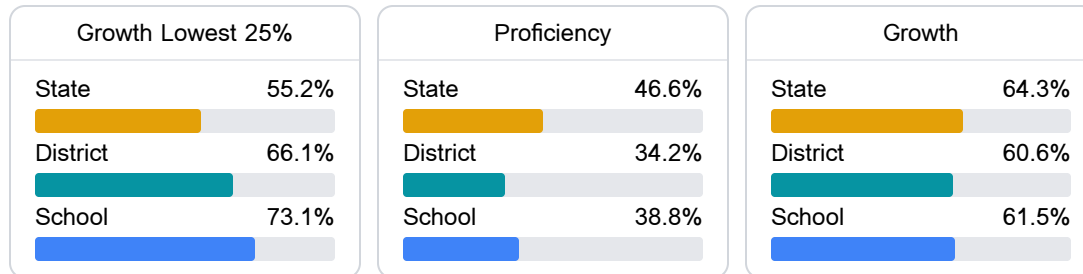
Math

Measurements of student performance on the statewide math assessment.



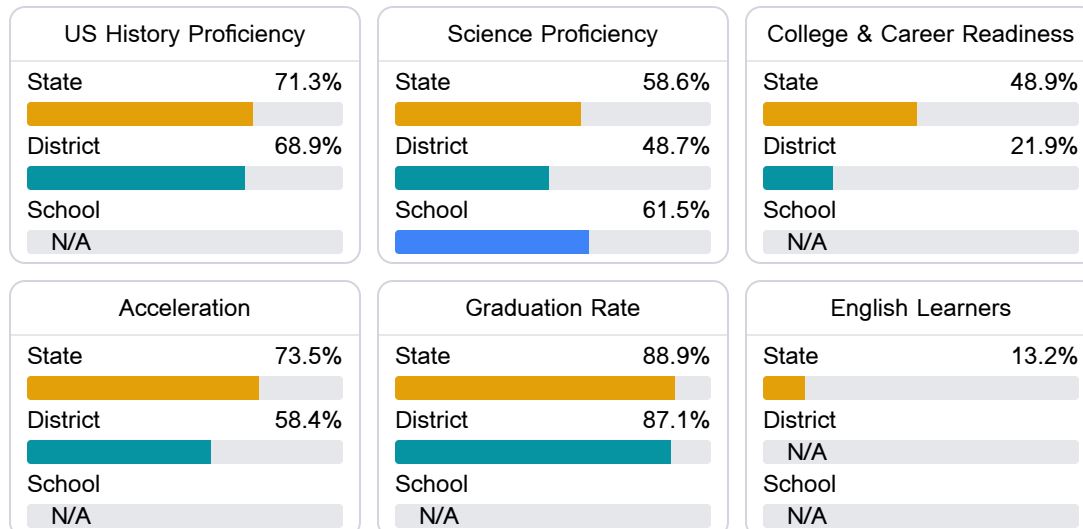
English

Measurements of student performance on the statewide English language arts (ELA) assessment.



Other Measures

Other measurements of student performance that factor into the accountability grade.



Teacher Data

16.8

Teachers



70.3%

Experienced Teachers

11.9%

Provisional Teachers

79.0%

In-Field Teachers

Detailed Assessment and Other Data

Student Performance

The following information shows each level of student performance on statewide assessments.

Math

Level 1		Level 2		Level 3		Level 4		Level 5	
State	0-10%	State	11-20%	State	21-30%	State	31-40%	State	11-20%
District	0-10%	District	11-20%	District	31-40%	District	21-30%	District	0-10%
School		School	8.6%	School	42.0%	School	29.6%	School	19.8%
N/A									
Minimal		Basic		Passing		Proficient		Advanced	

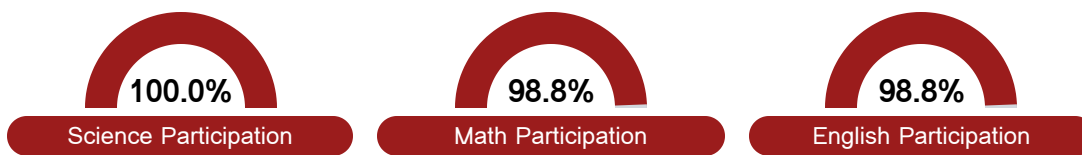
English

Level 1		Level 2		Level 3		Level 4		Level 5	
State	8.3%	State	17.0%	State	29.7%	State	29.3%	State	15.7%
District	9.8%	District	23.6%	District	34.8%	District	24.2%	District	7.6%
School	8.6%	School	19.8%	School	37.0%	School	28.4%	School	6.2%
Minimal		Basic		Passing		Proficient		Advanced	

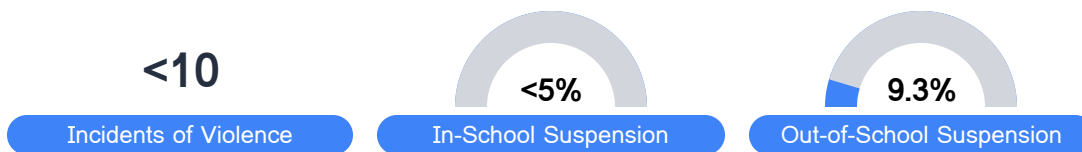
Science

Level 1		Level 2		Level 3		Level 4		Level 5	
State	11.4%	State	11.9%	State	20.8%	State	33.6%	State	22.3%
District	17.8%	District	17.5%	District	20.3%	District	33.4%	District	11.0%
School		School	7.7%	School	34.6%	School	50.0%	School	7.7%
N/A									
Minimal		Basic		Passing		Proficient		Advanced	

Student Assessment Participation



Discipline



Other Data



17.0%

Chronic Absenteeism



\$13,970.78

Per-Pupil Expenditure