



## Rosser Early Learning Center

Sunflower County Consolidate School District



601 Ingram Street  
Moorhead, MS 38761



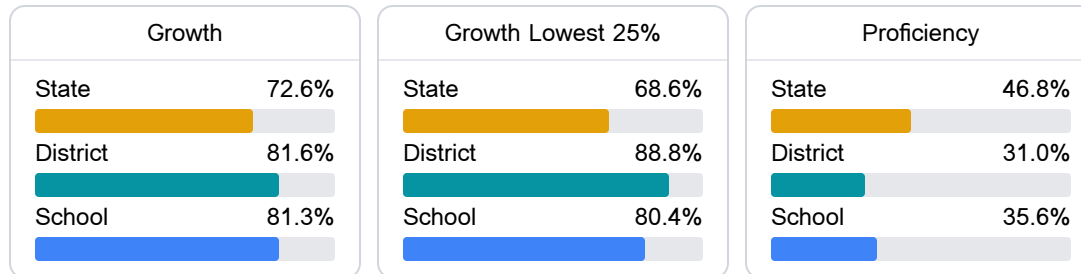
Daisey Hawkins  
dlhawkins@sunflowerk12.org

### School Accountability Grade Components

Mississippi's accountability system assigns "A" through "F" letter grades for schools and districts. Grades are based on student achievement, student growth, student participation in testing, and other academic measures. COVID - 19 pandemic disruptions continue to be reflected in 2021 - 2022 accountability data, particularly growth data.

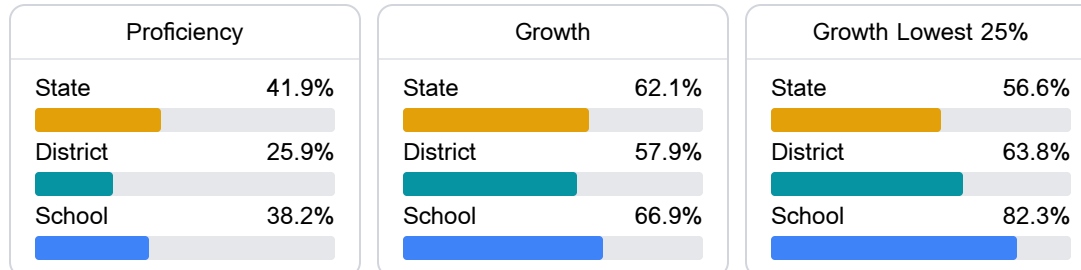
#### Math

Measurements of student performance on the statewide math assessment.



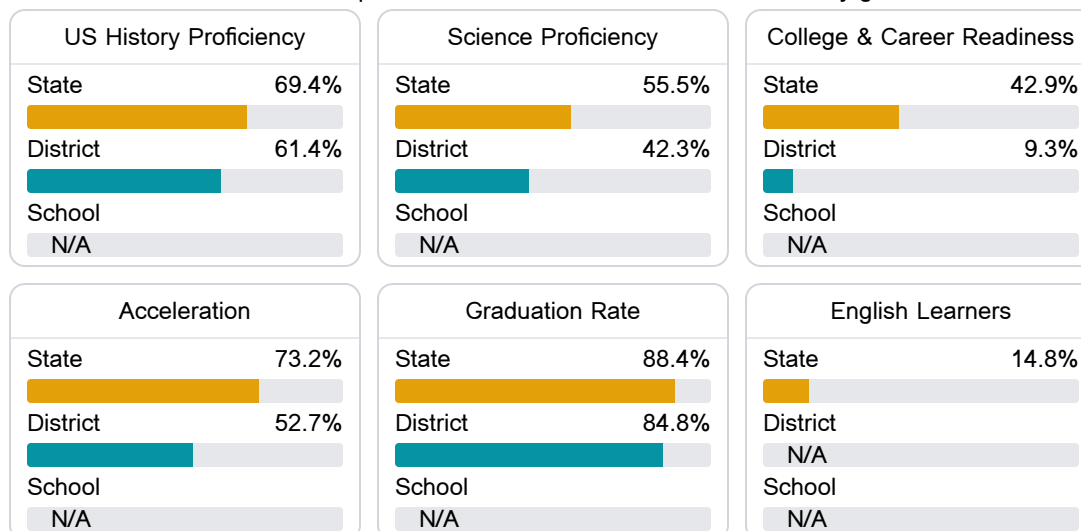
#### English

Measurements of student performance on the statewide English language arts (ELA) assessment.



#### Other Measures

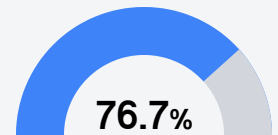
Other measurements of student performance that factor into the accountability grade.



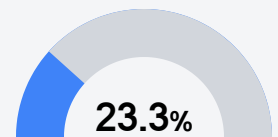
### Teacher Data

4.3

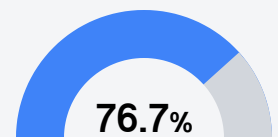
Teachers



Experienced Teachers



Provisional Teachers


















In-Field Teachers

## Detailed Assessment and Other Data
















## Student Performance

The following information shows each level of student performance on statewide assessments.
















## Math

Level 1		Level 2		Level 3		Level 4		Level 5	
State	7.0%	State	19.3%	State	27.3%	State	31.5%	State	15.0%
									
District	7.5%	District	28.9%	District	33.0%	District	25.0%	District	5.6%
									
School	N/A	School	N/A	School	N/A	School	N/A	School	N/A
									
Minimal		Basic		Passing		Proficient		Advanced	

## English

Level 1		Level 2		Level 3		Level 4		Level 5	
State	8.6%	State	18.9%	State	31.3%	State	29.1%	State	12.1%
									
District	13.0%	District	27.4%	District	34.7%	District	19.9%	District	5.0%
									
School	N/A	School	N/A	School	N/A	School	N/A	School	N/A
									
Minimal		Basic		Passing		Proficient		Advanced	

## Science

Level 1		Level 2		Level 3		Level 4		Level 5	
State	11.0%	State	12.4%	State	22.5%	State	34.7%	State	19.4%
									
District	14.3%	District	13.5%	District	31.6%	District	33.3%	District	7.3%
									
School	N/A	School	N/A	School	N/A	School	N/A	School	N/A
									
Minimal		Basic		Passing		Proficient		Advanced	

## Discipline

## Other Data



&lt;5%

Chronic Absenteeism



\$13,358.80

Per-Pupil Expenditure