



## Raleigh Elementary School

Smith County School District



201 White Oak Avenue  
Raleigh, MS 39153



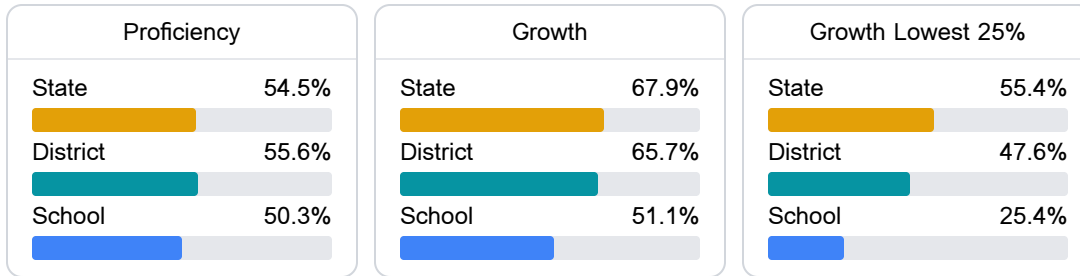
NACOLE ADCOCK  
[nacole.adcock@smithcountyschools.net](mailto:nacole.adcock@smithcountyschools.net)

### School Accountability Grade Components

Mississippi's accountability system assigns "A" through "F" letter grades for schools and districts. Grades are based on student achievement, student growth, student participation in testing, and other academic measures.

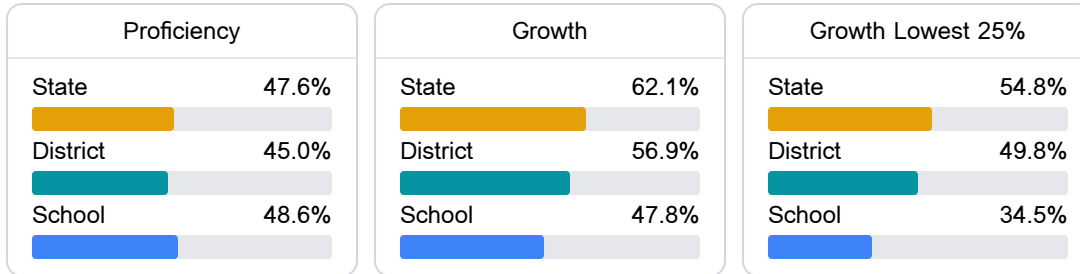
#### Math

Measurements of student performance on the statewide math assessment.



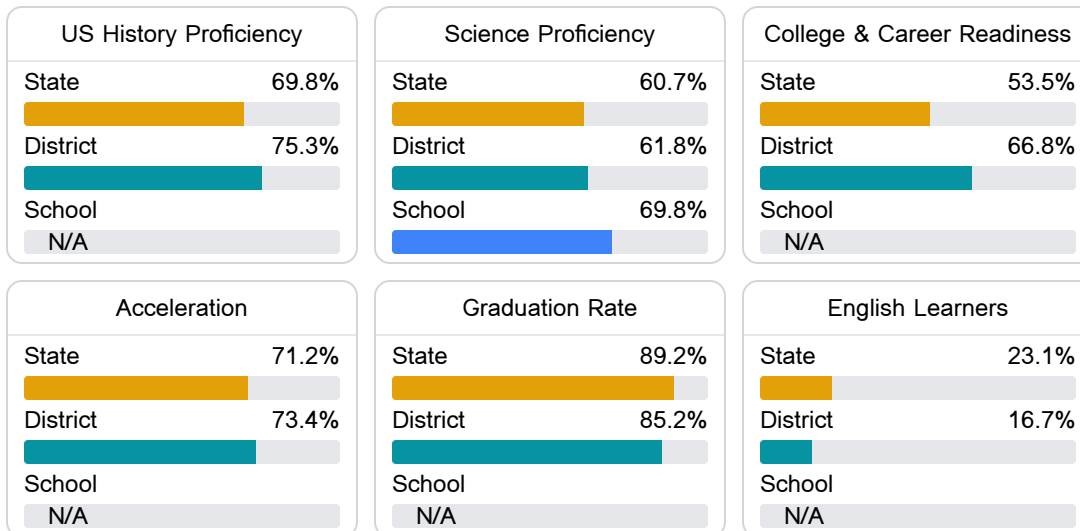
#### English

Measurements of student performance on the statewide English language arts (ELA) assessment.



#### Other Measures

Other measurements of student performance that factor into the accountability grade.



## Detailed Assessment and Other Data

### Student Performance

The following information shows each level of student performance on statewide assessments.

#### Math

Level 1		Level 2		Level 3		Level 4		Level 5	
State	0-10%	State	11-20%	State	21-30%	State	31-40%	State	11-20%
District	0-10%	District	11-20%	District	21-30%	District	31-40%	District	11-20%
School	5.3%	School	14.7%	School	31.4%	School	30.2%	School	18.5%
Minimal		Basic		Passing		Proficient		Advanced	

#### English

Level 1		Level 2		Level 3		Level 4		Level 5	
State	8.8%	State	16.5%	State	29.4%	State	29.5%	State	15.9%
District	8.1%	District	16.1%	District	33.3%	District	29.7%	District	12.7%
School	8.8%	School	13.5%	School	31.2%	School	32.9%	School	13.5%
Minimal		Basic		Passing		Proficient		Advanced	

#### Science

Level 1		Level 2		Level 3		Level 4		Level 5	
State	12.3%	State	11.8%	State	20.1%	State	33.9%	State	21.9%
District	10.6%	District	13.3%	District	20.1%	District	34.2%	District	21.8%
School	6.7%	School	6.7%	School	20.0%	School	30.0%	School	36.7%
Minimal		Basic		Passing		Proficient		Advanced	

### Student Assessment Participation



### Other Data



**13.5%**

Chronic Absenteeism