



## Simpson Central School

Simpson County School District



755 Simpson Hwy 28 West  
Pinola, MS 39149



Edward Peckinpaugh  
epeckinpaugh@simpson.k12.ms.us

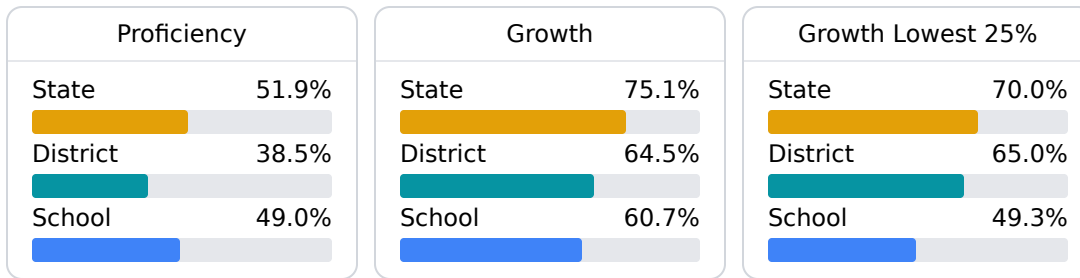
Identified for **Additional Targeted Support and Improvement**

### School Accountability Grade Components

Mississippi's accountability system assigns "A" through "F" letter grades for schools and districts. Grades are based on student achievement, student growth, student participation in testing, and other academic measures.

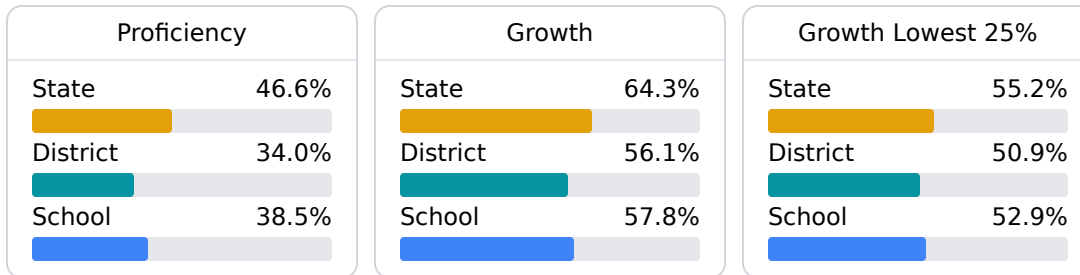
#### Math

Measurements of student performance on the statewide math assessment.



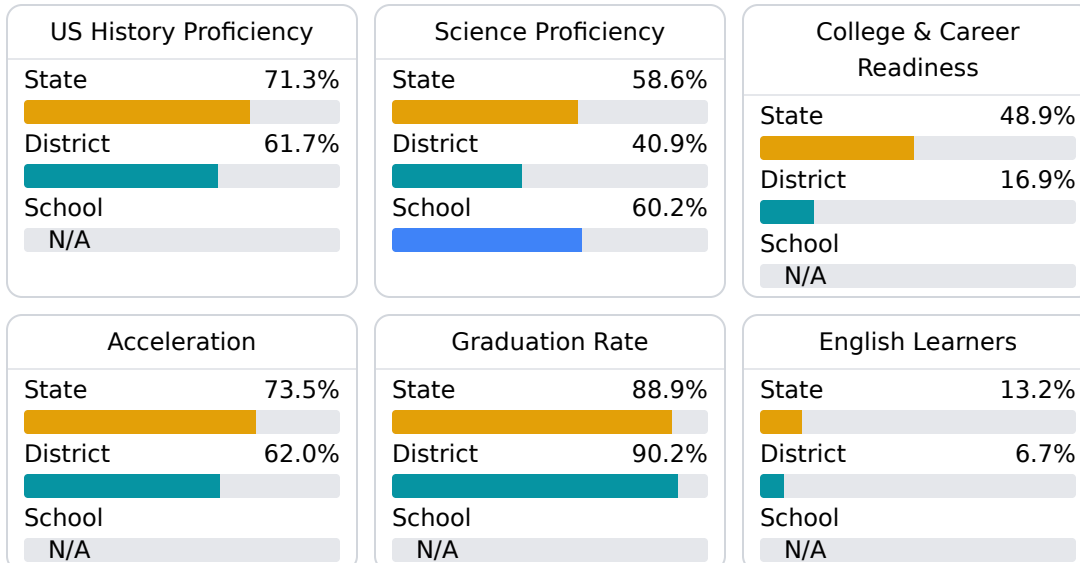
#### English

Measurements of student performance on the statewide English language arts (ELA) assessment.



#### Other Measures

Other measurements of student performance that factor into the accountability grade.



### Teacher Data

31.7

Teachers



85.9%

Experienced Teachers

0.0%

Provisional Teachers

98.7%

In-Field Teachers

## Detailed Assessment and Other Data

### Student Performance

The following information shows each level of student performance on statewide assessments.

#### Math

Level 1	Level 2	Level 3	Level 4	Level 5
State 0-10%	State 11-20%	State 21-30%	State 31-40%	State 11-20%
District 5.6%	District 22.6%	District 35.4%	District 28.7%	District 7.7%
School 0-10%	School 11-20%	School 31-40%	School 31-40%	School 11-20%
Minimal	Basic	Passing	Proficient	Advanced

#### English

Level 1	Level 2	Level 3	Level 4	Level 5
State 8.3%	State 17.0%	State 29.7%	State 29.3%	State 15.7%
District 10.8%	District 23.6%	District 33.9%	District 23.9%	District 7.8%
School 6.3%	School 18.4%	School 38.8%	School 27.2%	School 9.4%
Minimal	Basic	Passing	Proficient	Advanced

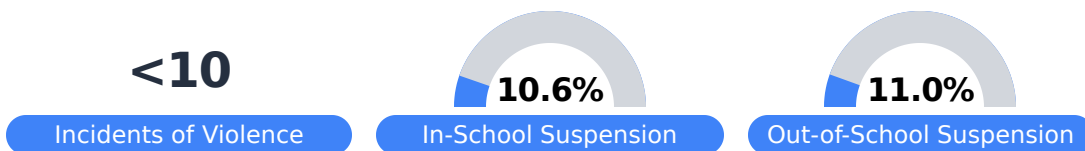
#### Science

Level 1	Level 2	Level 3	Level 4	Level 5
State 11.4%	State 11.9%	State 20.8%	State 33.6%	State 22.3%
District 20.3%	District 16.7%	District 24.5%	District 28.0%	District 10.5%
School 12.0%	School 7.7%	School 22.2%	School 32.5%	School 25.6%
Minimal	Basic	Passing	Proficient	Advanced

## Student Assessment Participation



## Discipline



## Other Data



**20.8%**

Chronic Absenteeism



**\$12,630.46**

Per-Pupil Expenditure