

## Mendenhall Elementary School

Simpson County School District

814 East Street  
Mendenhall, MS 39114

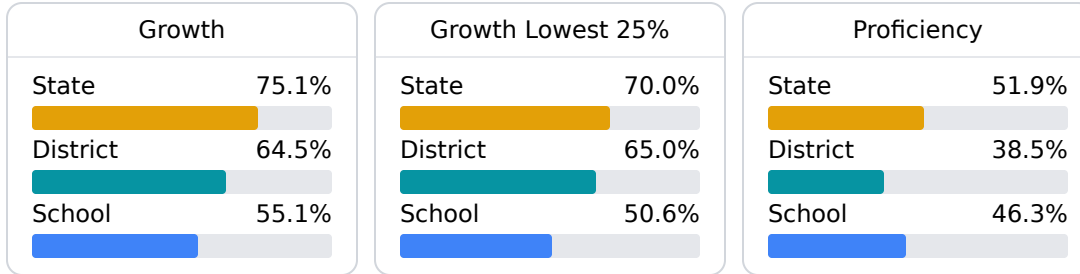
Tommy Brumfield  
tbrumfield@simpson.k12.ms.us

### School Accountability Grade Components

Mississippi's accountability system assigns "A" through "F" letter grades for schools and districts. Grades are based on student achievement, student growth, student participation in testing, and other academic measures.

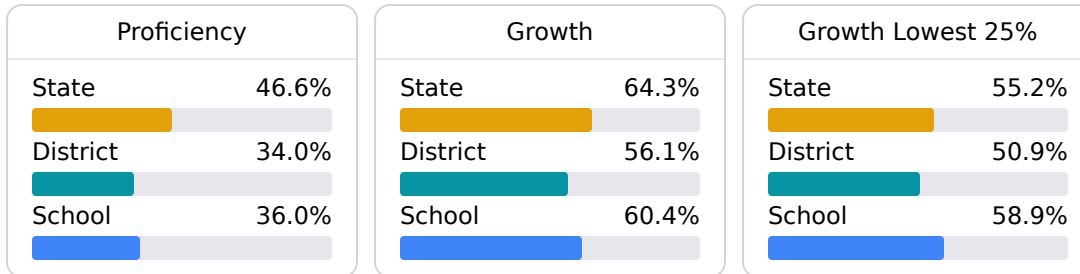
#### Math

Measurements of student performance on the statewide math assessment.



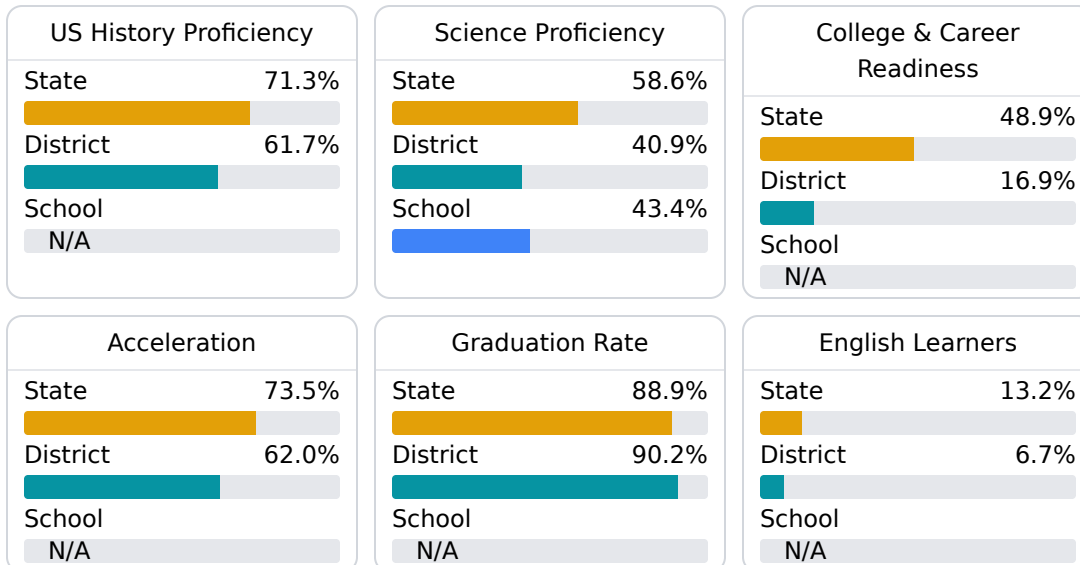
#### English

Measurements of student performance on the statewide English language arts (ELA) assessment.



#### Other Measures

Other measurements of student performance that factor into the accountability grade.



### Teacher Data

37.1

Teachers



89.9%

Experienced Teachers

0.0%

Provisional Teachers

98.4%

In-Field Teachers

## Detailed Assessment and Other Data

### Student Performance

The following information shows each level of student performance on statewide assessments.

#### Math

Level 1		Level 2		Level 3		Level 4		Level 5	
State	0-10%	State	11-20%	State	21-30%	State	31-40%	State	11-20%
District	5.6%	District	22.6%	District	35.4%	District	28.7%	District	7.7%
School	6.8%	School	21.1%	School	27.1%	School	30.8%	School	14.3%
Minimal		Basic		Passing		Proficient		Advanced	

#### English

Level 1		Level 2		Level 3		Level 4		Level 5	
State	8.3%	State	17.0%	State	29.7%	State	29.3%	State	15.7%
District	10.8%	District	23.6%	District	33.9%	District	23.9%	District	7.8%
School	9.7%	School	22.1%	School	32.2%	School	30.0%	School	6.0%
Minimal		Basic		Passing		Proficient		Advanced	

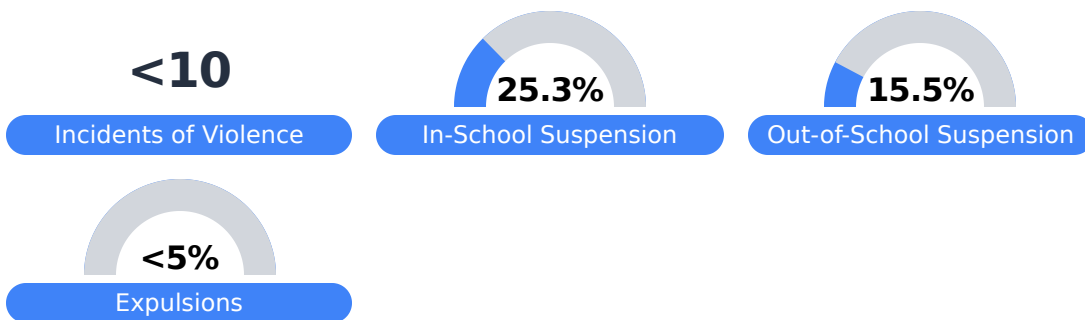
#### Science

Level 1		Level 2		Level 3		Level 4		Level 5	
State	11.4%	State	11.9%	State	20.8%	State	33.6%	State	22.3%
District	20.3%	District	16.7%	District	24.5%	District	28.0%	District	10.5%
School	17.4%	School	11.6%	School	26.7%	School	34.9%	School	9.3%
Minimal		Basic		Passing		Proficient		Advanced	

## Student Assessment Participation



## Discipline



## Other Data



**38.4%**

Chronic Absenteeism



**\$10,665.87**

Per-Pupil Expenditure