

## Magee Middle School

Simpson County School District

413 Choctaw St. E Suite 100  
Magee, MS 39111

CAROL BEASLEY  
fordc@simpson.k12.ms.us

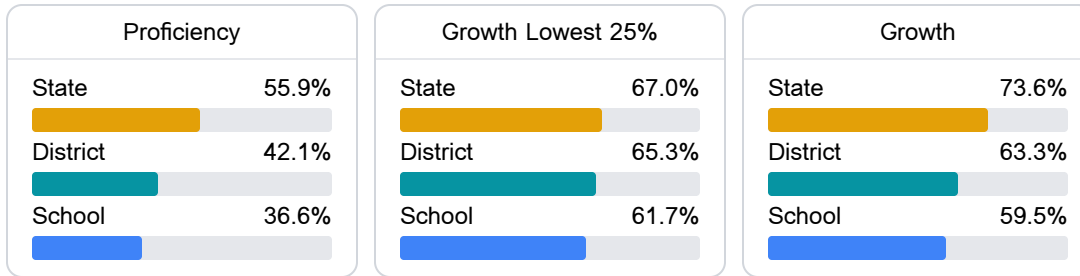
Identified for **Comprehensive Support and Improvement**

### School Accountability Grade Components

Mississippi's accountability system assigns "A" through "F" letter grades for schools and districts. Grades are based on student achievement, student growth, student participation in testing, and other academic measures.

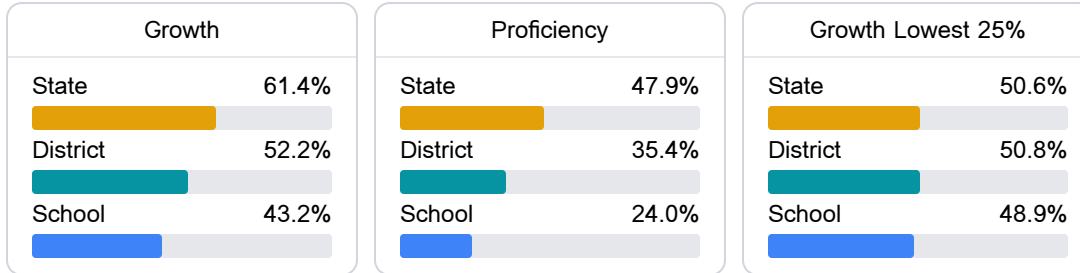
#### Math

Measurements of student performance on the statewide math assessment.



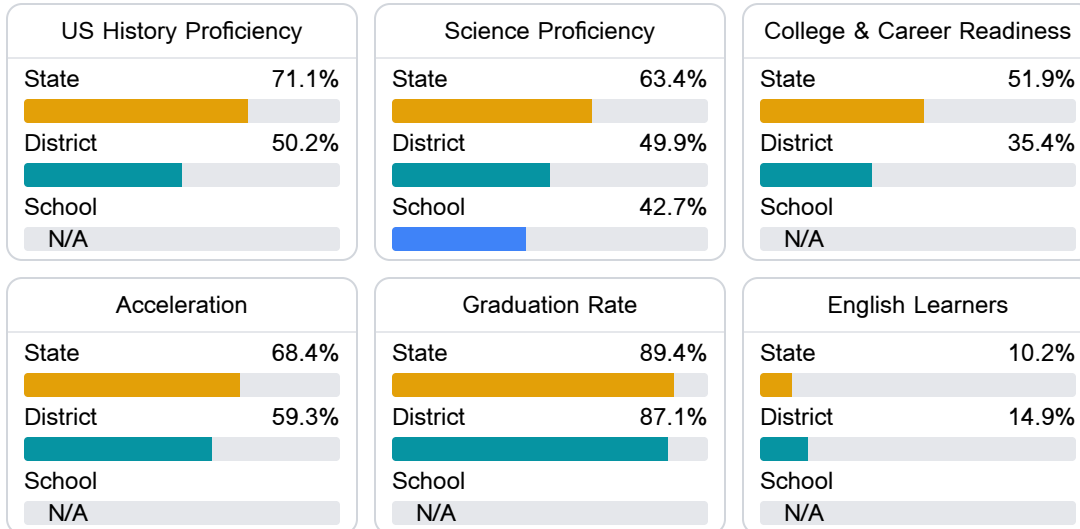
#### English

Measurements of student performance on the statewide English language arts (ELA) assessment.



#### Other Measures

Other measurements of student performance that factor into the accountability grade.



### Teacher Data

22.0

Teachers



42.9%

Experienced Teachers

13.1%

Provisional Teachers

100.0%

In-Field Teachers

## Detailed Assessment and Other Data

### Student Performance

The following information shows each level of student performance on statewide assessments.

#### Math

Level 1		Level 2		Level 3		Level 4		Level 5	
State	0-10%	State	11-20%	State	21-30%	State	31-40%	State	11-20%
District	0-10%	District	11-20%	District	31-40%	District	31-40%	District	0-10%
School	6.5%	School	21.5%	School	35.8%	School	30.4%	School	5.8%
Minimal		Basic		Passing		Proficient		Advanced	

#### English

Level 1		Level 2		Level 3		Level 4		Level 5	
State	9.1%	State	17.9%	State	27.3%	State	28.8%	State	16.9%
District	11.8%	District	24.1%	District	31.5%	District	24.4%	District	8.2%
School	13.0%	School	23.7%	School	40.1%	School	15.7%	School	7.6%
Minimal		Basic		Passing		Proficient		Advanced	

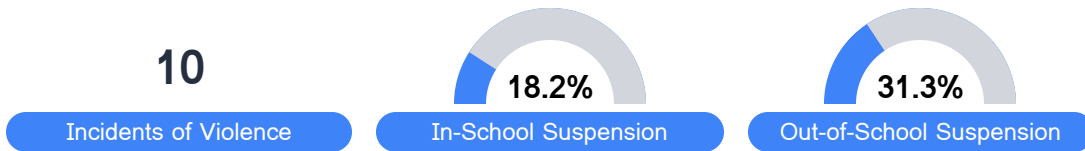
#### Science

Level 1		Level 2		Level 3		Level 4		Level 5	
State	11.2%	State	11.0%	State	19.5%	State	34.8%	State	23.5%
District	19.1%	District	16.5%	District	23.1%	District	28.9%	District	12.4%
School	14.6%	School	22.0%	School	22.0%	School	28.1%	School	13.4%
Minimal		Basic		Passing		Proficient		Advanced	

### Student Assessment Participation



### Discipline



### Other Data



53.8%

Chronic Absenteeism



\$12,962.85

Per-Pupil Expenditure