

## Magee Middle School

Simpson County School District

413 Choctaw East Suite 100  
Magee, MS 39111

Johnnie Barnes  
jbarnes@simpson.k12.ms.us

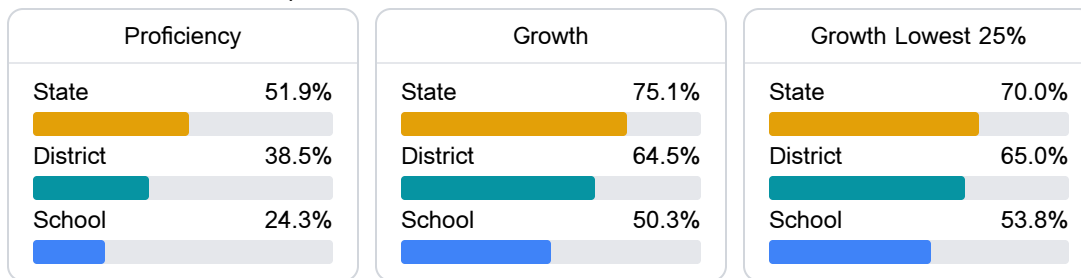
Identified for **Comprehensive Support and Improvement**

### School Accountability Grade Components

Mississippi's accountability system assigns "A" through "F" letter grades for schools and districts. Grades are based on student achievement, student growth, student participation in testing, and other academic measures.

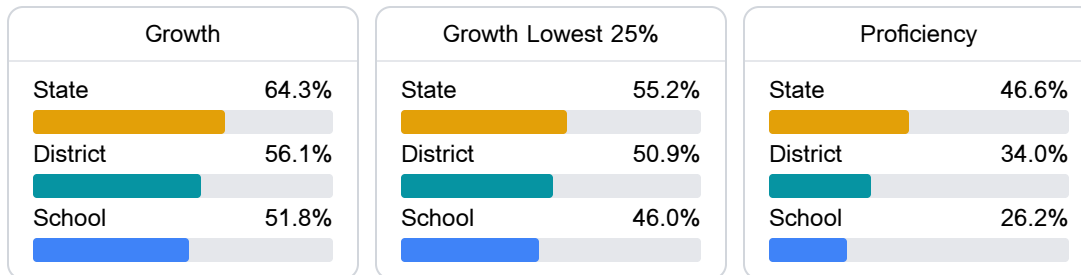
#### Math

Measurements of student performance on the statewide math assessment.



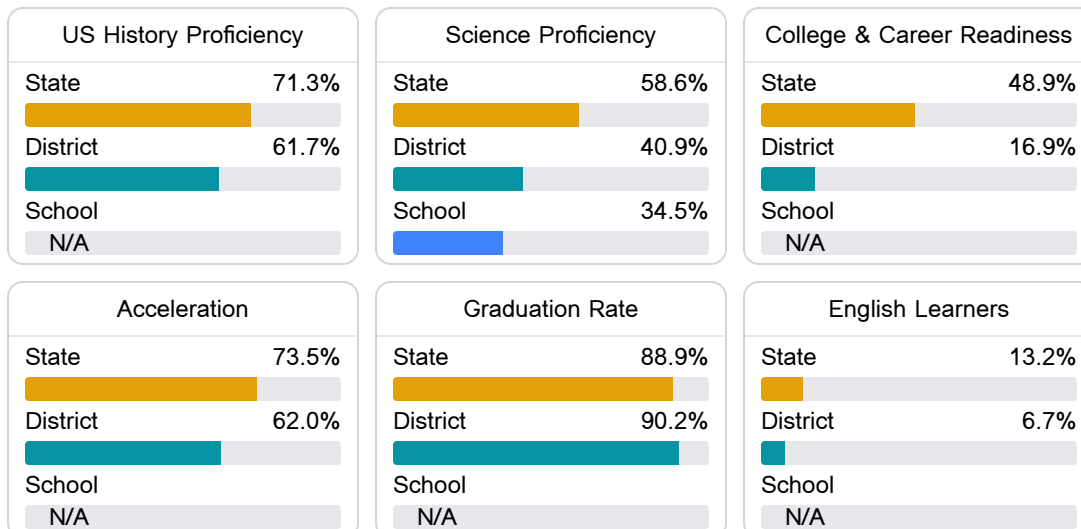
#### English

Measurements of student performance on the statewide English language arts (ELA) assessment.



#### Other Measures

Other measurements of student performance that factor into the accountability grade.



### Teacher Data

25.7

Teachers



51.9%

Experienced Teachers

10.7%

Provisional Teachers

96.6%

In-Field Teachers

## Detailed Assessment and Other Data

## Student Performance

The following information shows each level of student performance on statewide assessments.

## Math

Level 1		Level 2		Level 3		Level 4		Level 5	
State	0-10%	State	11-20%	State	21-30%	State	31-40%	State	11-20%
District	5.6%	District	22.6%	District	35.4%	District	28.7%	District	7.7%
School	0-10%	School	31-40%	School	31-40%	School	11-20%	School	0-10%
Minimal		Basic		Passing		Proficient		Advanced	

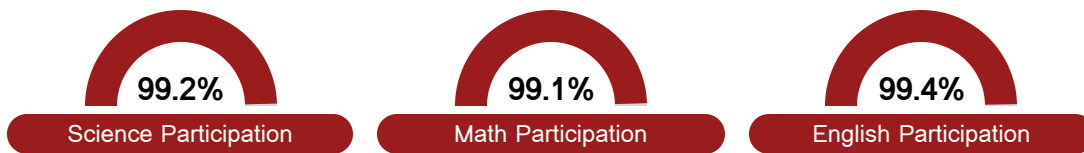
## English

Level 1		Level 2		Level 3		Level 4		Level 5	
State	8.3%	State	17.0%	State	29.7%	State	29.3%	State	15.7%
District	10.8%	District	23.6%	District	33.9%	District	23.9%	District	7.8%
School	14.8%	School	21.7%	School	38.1%	School	18.9%	School	6.6%
Minimal		Basic		Passing		Proficient		Advanced	

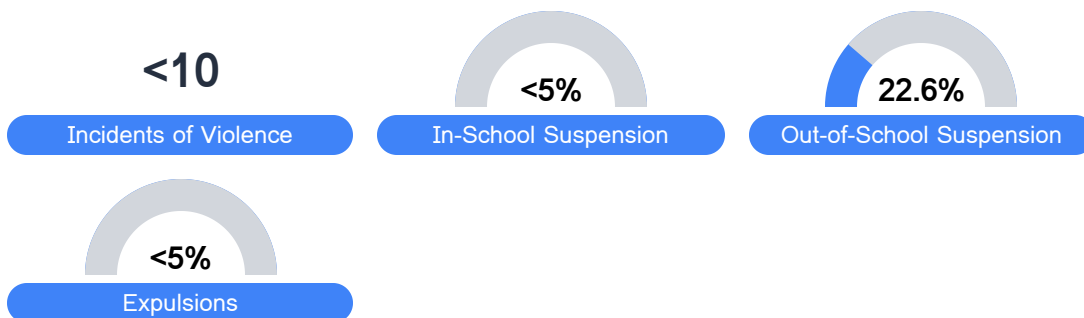
## Science

Level 1		Level 2		Level 3		Level 4		Level 5	
State	11.4%	State	11.9%	State	20.8%	State	33.6%	State	22.3%
District	20.3%	District	16.7%	District	24.5%	District	28.0%	District	10.5%
School	15.6%	School	23.0%	School	29.5%	School	23.8%	School	8.2%
Minimal		Basic		Passing		Proficient		Advanced	

## Student Assessment Participation



## Discipline



## Other Data



51.9%

Chronic Absenteeism



\$11,951.49

Per-Pupil Expenditure