

## **F** Magee Middle School Simpson County School District

413 Choctaw East Suite 100  
Magee, MS 39111

Johnnie Barnes  
jbarnes@simpson.k12.ms.us

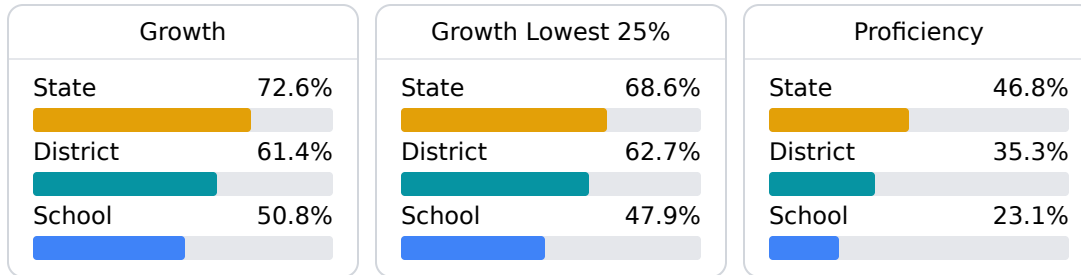
Identified for **Additional Targeted Support and Improvement**

### School Accountability Grade Components

Mississippi's accountability system assigns "A" through "F" letter grades for schools and districts. Grades are based on student achievement, student growth, student participation in testing, and other academic measures. COVID - 19 pandemic disruptions continue to be reflected in 2021 - 2022 accountability data, particularly growth data.

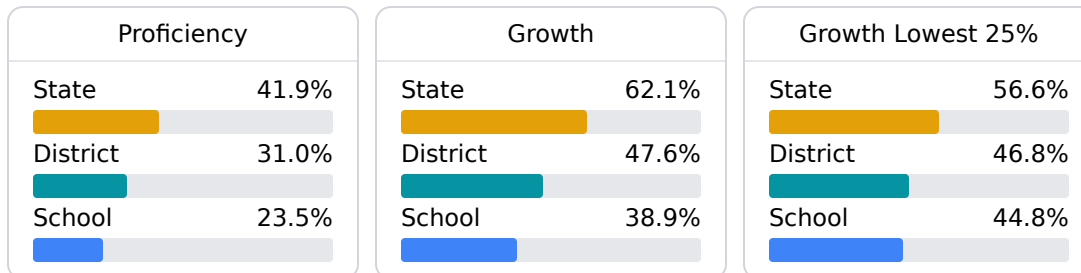
#### Math

Measurements of student performance on the statewide math assessment.



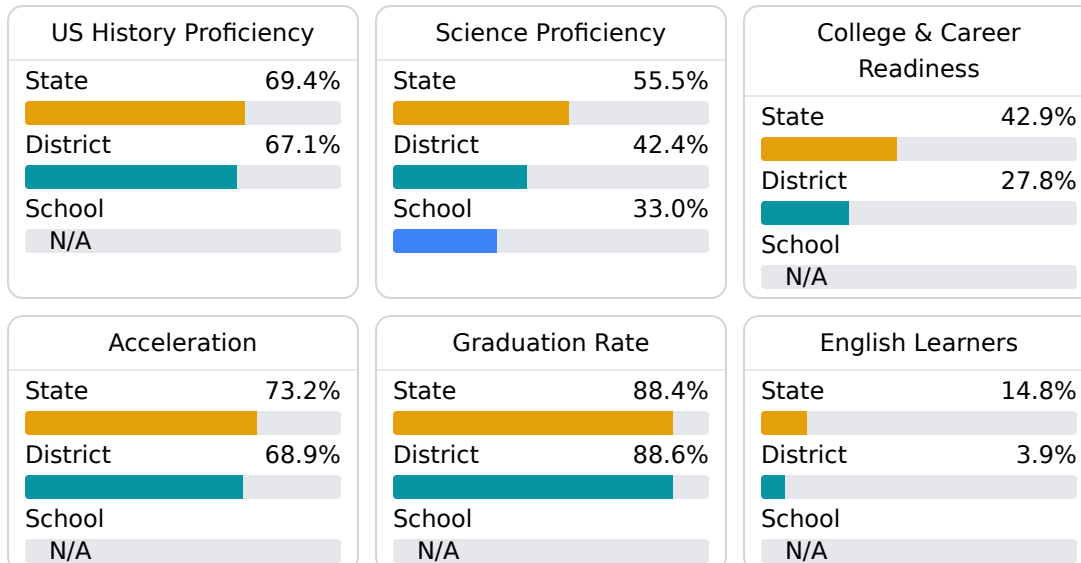
#### English

Measurements of student performance on the statewide English language arts (ELA) assessment.



#### Other Measures

Other measurements of student performance that factor into the accountability grade.



### Teacher Data

**28.2**

Teachers



**78.2%**

Experienced Teachers

**24.0%**

Provisional Teachers

**100.0%**

In-Field Teachers

## Detailed Assessment and Other Data

### Student Performance

The following information shows each level of student performance on statewide assessments.

#### Math

Level 1		Level 2		Level 3		Level 4		Level 5	
State	7.0%	State	19.3%	State	27.3%	State	31.5%	State	15.0%
District	9.5%	District	23.7%	District	33.1%	District	27.0%	District	6.7%
School	11-20%	School	31-40%	School	21-30%	School	11-20%	School	0-10%
Minimal		Basic		Passing		Proficient		Advanced	

#### English

Level 1		Level 2		Level 3		Level 4		Level 5	
State	8.6%	State	18.9%	State	31.3%	State	29.1%	State	12.1%
District	10.1%	District	25.5%	District	34.8%	District	23.9%	District	5.7%
School	13.6%	School	31.0%	School	31.3%	School	18.0%	School	6.0%
Minimal		Basic		Passing		Proficient		Advanced	

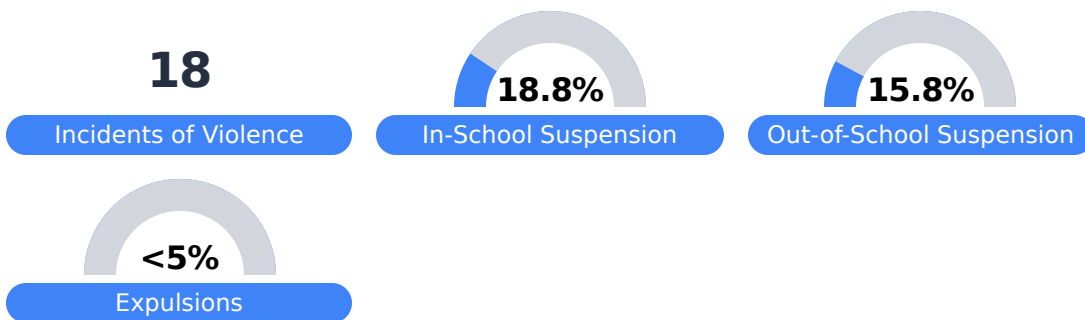
#### Science

Level 1		Level 2		Level 3		Level 4		Level 5	
State	11.0%	State	12.4%	State	22.5%	State	34.7%	State	19.4%
District	15.0%	District	16.8%	District	28.1%	District	31.0%	District	9.1%
School	26.3%	School	22.2%	School	20.2%	School	26.3%	School	5.1%
Minimal		Basic		Passing		Proficient		Advanced	

## Student Assessment Participation



## Discipline



## Other Data



**49.4%**

Chronic Absenteeism



**\$10,721.94**

Per-Pupil Expenditure