


B Magee High School Simpson County School District

 501 E Choctaw Street
Magee, MS 39111

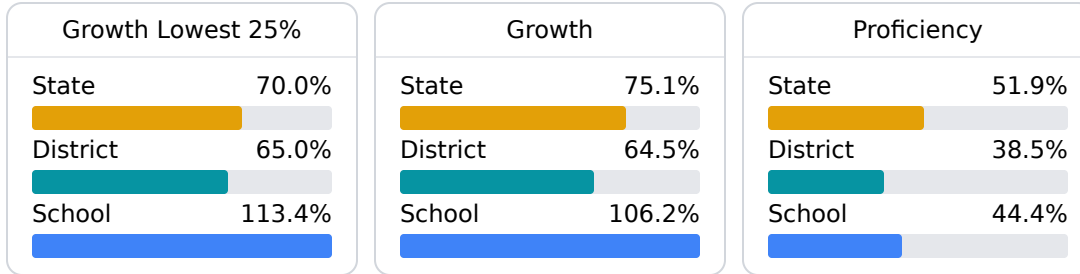
 Duriel Banks
dbanks@simpson.k12.ms.us

School Accountability Grade Components

Mississippi's accountability system assigns "A" through "F" letter grades for schools and districts. Grades are based on student achievement, student growth, student participation in testing, and other academic measures.

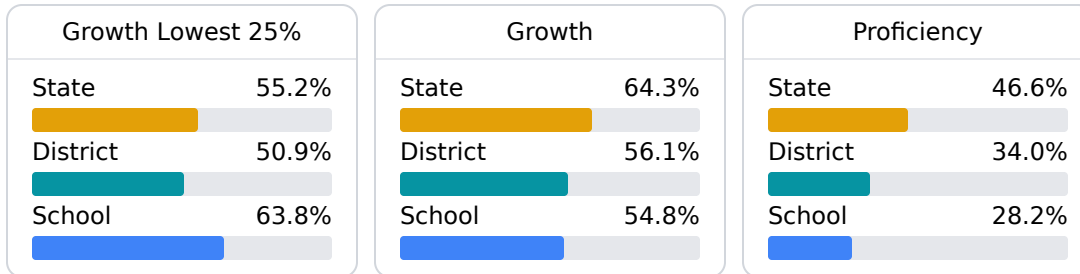
Math

Measurements of student performance on the statewide math assessment.



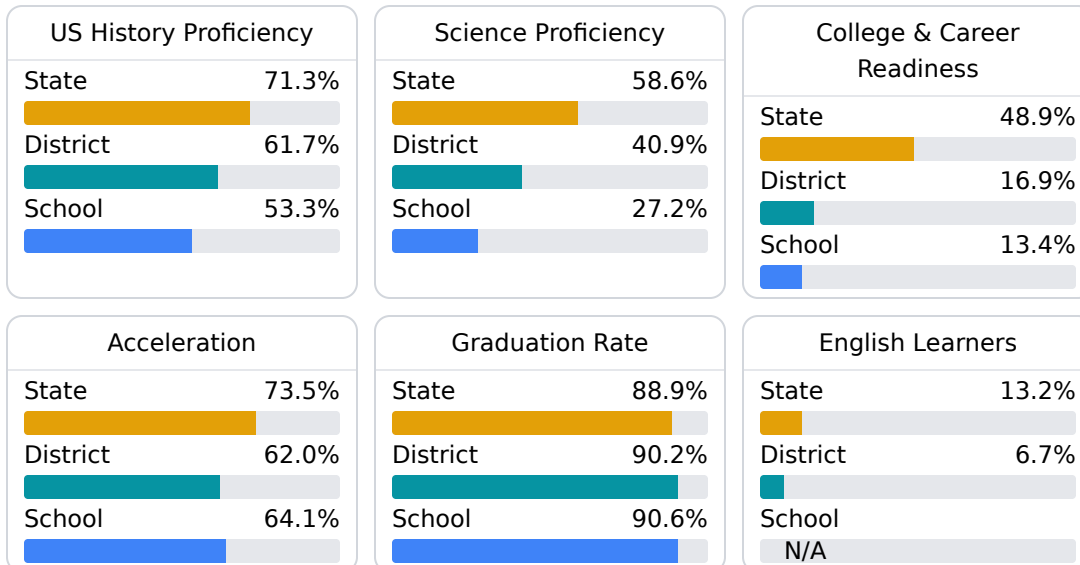
English

Measurements of student performance on the statewide English language arts (ELA) assessment.



Other Measures

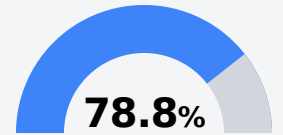
Other measurements of student performance that factor into the accountability grade.



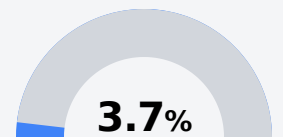
Teacher Data

25.6

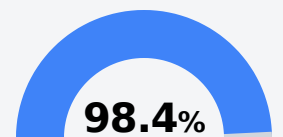
Teachers



Experienced Teachers



Provisional Teachers



In-Field Teachers

Detailed Assessment and Other Data

Student Performance

The following information shows each level of student performance on statewide assessments.

Math

Level 1	Level 2	Level 3	Level 4	Level 5
State 0-10%	State 11-20%	State 21-30%	State 31-40%	State 11-20%
District 5.6%	District 22.6%	District 35.4%	District 28.7%	District 7.7%
School 0-10%	School 11-20%	School 41-50%	School 31-40%	School 0-10%
Minimal	Basic	Passing	Proficient	Advanced

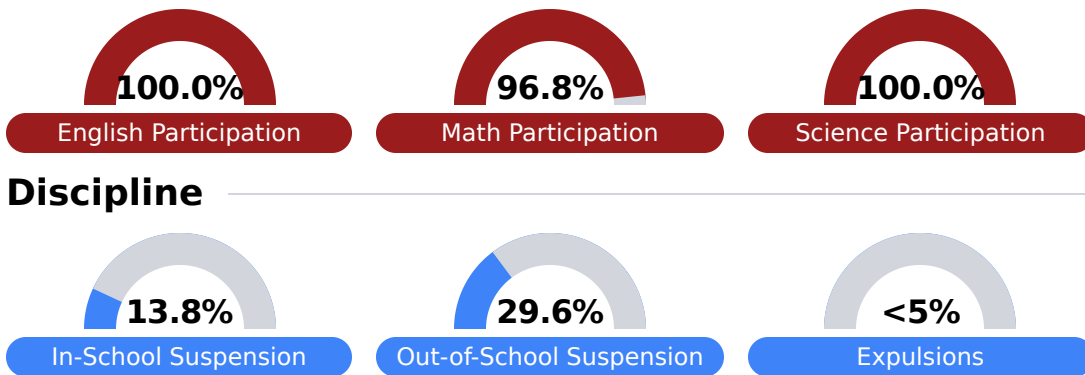
English

Level 1	Level 2	Level 3	Level 4	Level 5
State 8.3%	State 17.0%	State 29.7%	State 29.3%	State 15.7%
District 10.8%	District 23.6%	District 33.9%	District 23.9%	District 7.8%
School 13.9%	School 34.0%	School 29.9%	School 15.3%	School 6.9%
Minimal	Basic	Passing	Proficient	Advanced

Science

Level 1	Level 2	Level 3	Level 4	Level 5
State 11.4%	State 11.9%	State 20.8%	State 33.6%	State 22.3%
District 20.3%	District 16.7%	District 24.5%	District 28.0%	District 10.5%
School 31-40%	School 21-30%	School 21-30%	School 11-20%	School 0-10%
Minimal	Basic	Passing	Proficient	Advanced

Student Assessment Participation



Discipline

Other Data



55.9%

Chronic Absenteeism



\$11,500.81

Per-Pupil Expenditure



52.7%

Post-Secondary Enrollment



30.1%

Advanced Course Participation