



Magee Elementary School

Simpson County School District



1035 Goodwater Rd NW
Magee, MS 39111



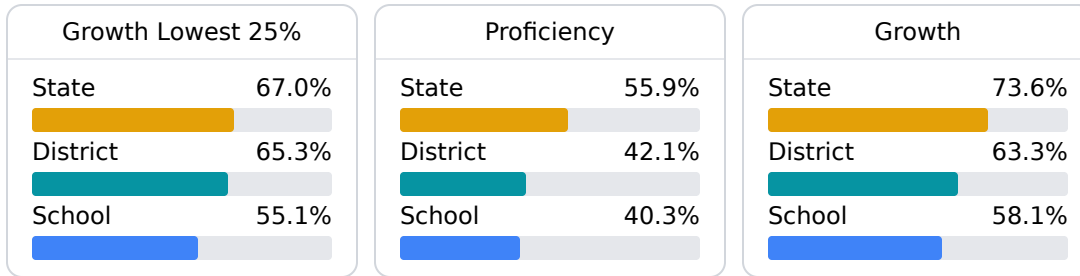
Cindy Allbritton
callbritton@simpson.k12.ms.us

School Accountability Grade Components

Mississippi's accountability system assigns "A" through "F" letter grades for schools and districts. Grades are based on student achievement, student growth, student participation in testing, and other academic measures.

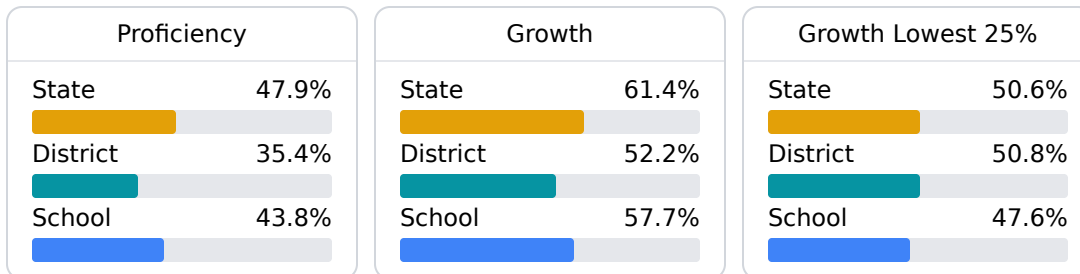
Math

Measurements of student performance on the statewide math assessment.



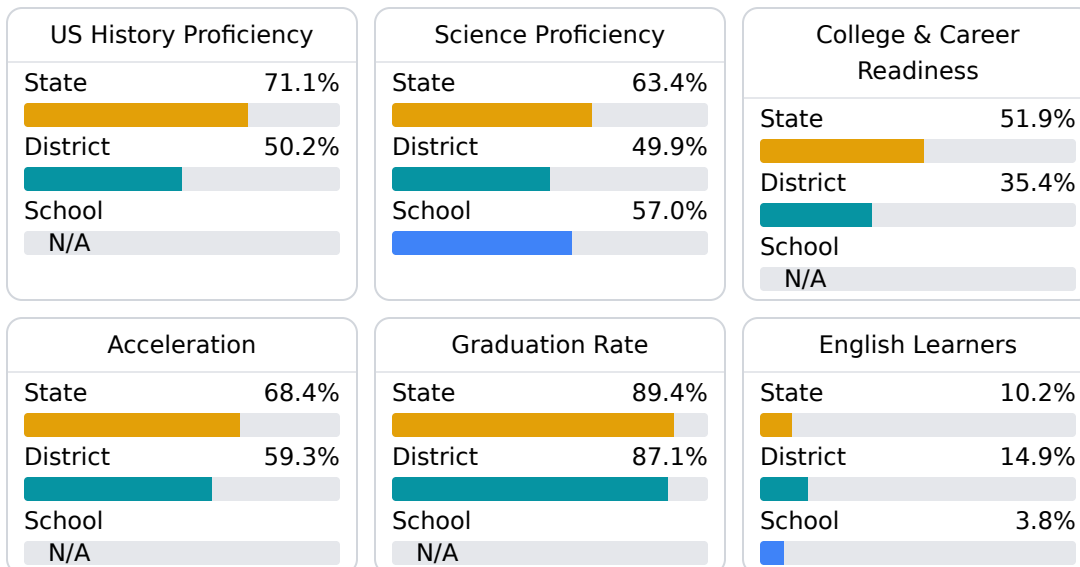
English

Measurements of student performance on the statewide English language arts (ELA) assessment.



Other Measures

Other measurements of student performance that factor into the accountability grade.



Teacher Data

32.7

Teachers



87.1%

Experienced Teachers

2.7%

Provisional Teachers

94.3%

In-Field Teachers

Detailed Assessment and Other Data

Student Performance

The following information shows each level of student performance on statewide assessments.

Math

Level 1	Level 2	Level 3	Level 4	Level 5
State 0-10%	State 11-20%	State 21-30%	State 31-40%	State 11-20%
District 0-10%	District 11-20%	District 31-40%	District 31-40%	District 0-10%
School 7.0%	School 19.4%	School 37.6%	School 28.1%	School 7.9%
Minimal	Basic	Passing	Proficient	Advanced

English

Level 1	Level 2	Level 3	Level 4	Level 5
State 9.1%	State 17.9%	State 27.3%	State 28.8%	State 16.9%
District 11.8%	District 24.1%	District 31.5%	District 24.4%	District 8.2%
School 9.5%	School 18.2%	School 29.8%	School 33.9%	School 8.7%
Minimal	Basic	Passing	Proficient	Advanced

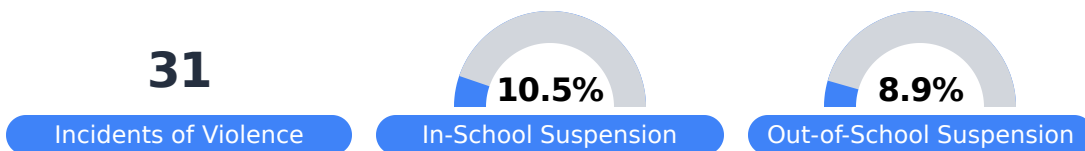
Science

Level 1	Level 2	Level 3	Level 4	Level 5
State 11.2%	State 11.0%	State 19.5%	State 34.8%	State 23.5%
District 19.1%	District 16.5%	District 23.1%	District 28.9%	District 12.4%
School 9.6%	School 13.3%	School 20.5%	School 36.1%	School 20.5%
Minimal	Basic	Passing	Proficient	Advanced

Student Assessment Participation



Discipline



Other Data



31.6%

Chronic Absenteeism