



Magee Elementary School

Simpson County School District



1035 Goodwater Rd NW
Magee, MS 39111



CINDY ALLBRITTON
callbritton@simpson.k12.ms.us

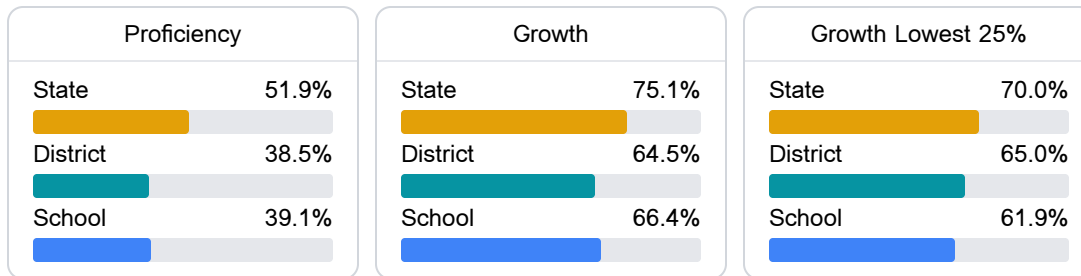
Identified for **Targeted Support and Improvement**

School Accountability Grade Components

Mississippi's accountability system assigns "A" through "F" letter grades for schools and districts. Grades are based on student achievement, student growth, student participation in testing, and other academic measures.

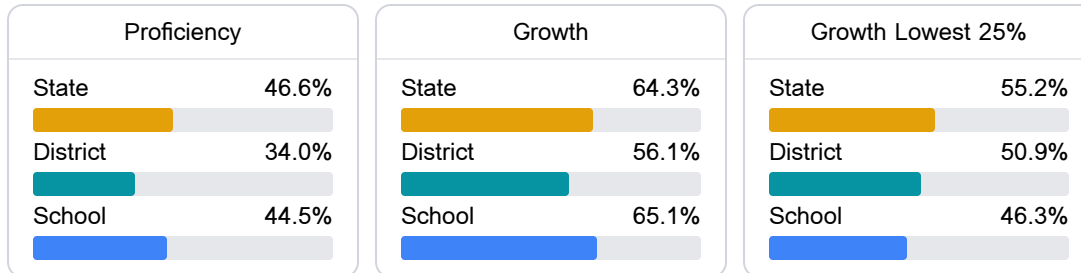
Math

Measurements of student performance on the statewide math assessment.



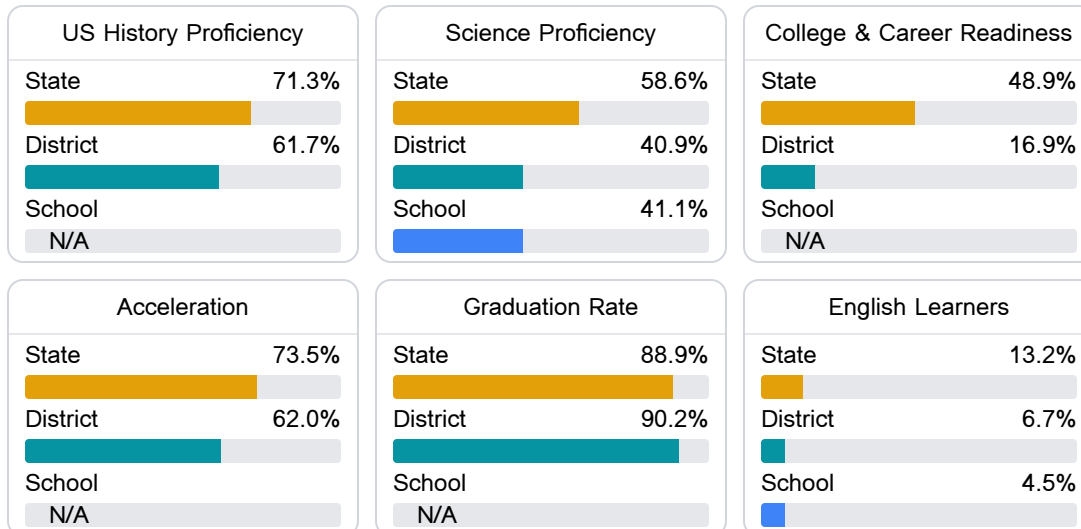
English

Measurements of student performance on the statewide English language arts (ELA) assessment.



Other Measures

Other measurements of student performance that factor into the accountability grade.



Teacher Data

35.9

Teachers



84.2%

Experienced Teachers

0.0%

Provisional Teachers

97.2%

In-Field Teachers

Detailed Assessment and Other Data

Student Performance

The following information shows each level of student performance on statewide assessments.

Math

Level 1		Level 2		Level 3		Level 4		Level 5	
State	0-10%	State	11-20%	State	21-30%	State	31-40%	State	11-20%
District	5.6%	District	22.6%	District	35.4%	District	28.7%	District	7.7%
School	7.6%	School	15.9%	School	39.0%	School	26.7%	School	10.8%
Minimal		Basic		Passing		Proficient		Advanced	

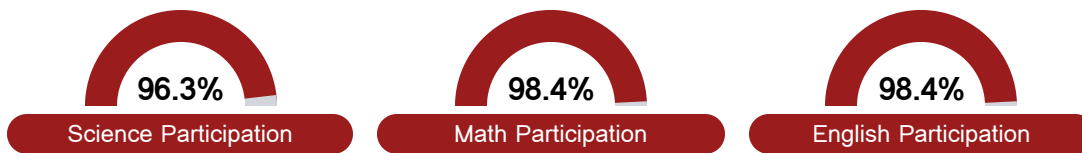
English

Level 1		Level 2		Level 3		Level 4		Level 5	
State	8.3%	State	17.0%	State	29.7%	State	29.3%	State	15.7%
District	10.8%	District	23.6%	District	33.9%	District	23.9%	District	7.8%
School	11.6%	School	17.5%	School	27.5%	School	34.3%	School	9.2%
Minimal		Basic		Passing		Proficient		Advanced	

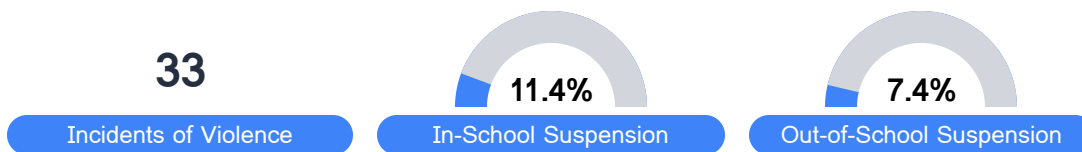
Science

Level 1		Level 2		Level 3		Level 4		Level 5	
State	11.4%	State	11.9%	State	20.8%	State	33.6%	State	22.3%
District	20.3%	District	16.7%	District	24.5%	District	28.0%	District	10.5%
School	17.7%	School	12.7%	School	27.9%	School	29.1%	School	12.7%
Minimal		Basic		Passing		Proficient		Advanced	

Student Assessment Participation



Discipline



Other Data



34.9 %

Chronic Absenteeism



\$11,632.30

Per-Pupil Expenditure