

## South Delta High School

South Delta School District

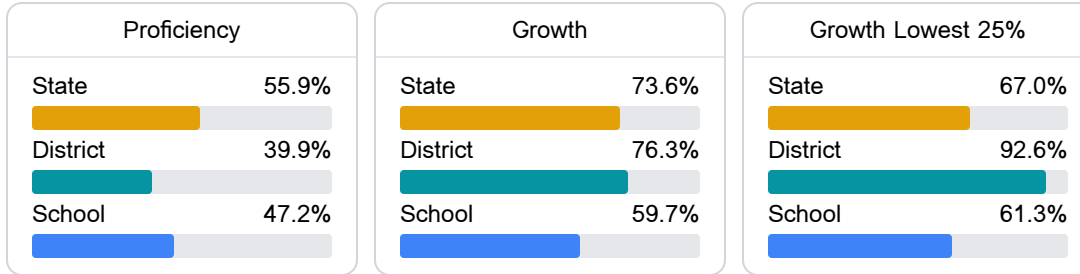
303 PARKWAY  
Rolling Fork, MS 39159

### School Accountability Grade Components

Mississippi's accountability system assigns "A" through "F" letter grades for schools and districts. Grades are based on student achievement, student growth, student participation in testing, and other academic measures.

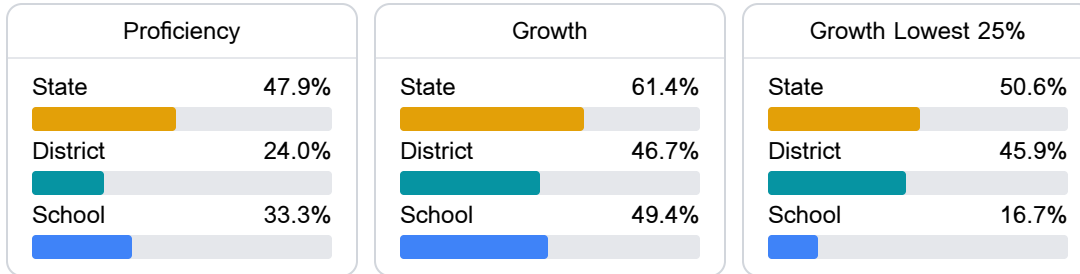
#### Math

Measurements of student performance on the statewide math assessment.



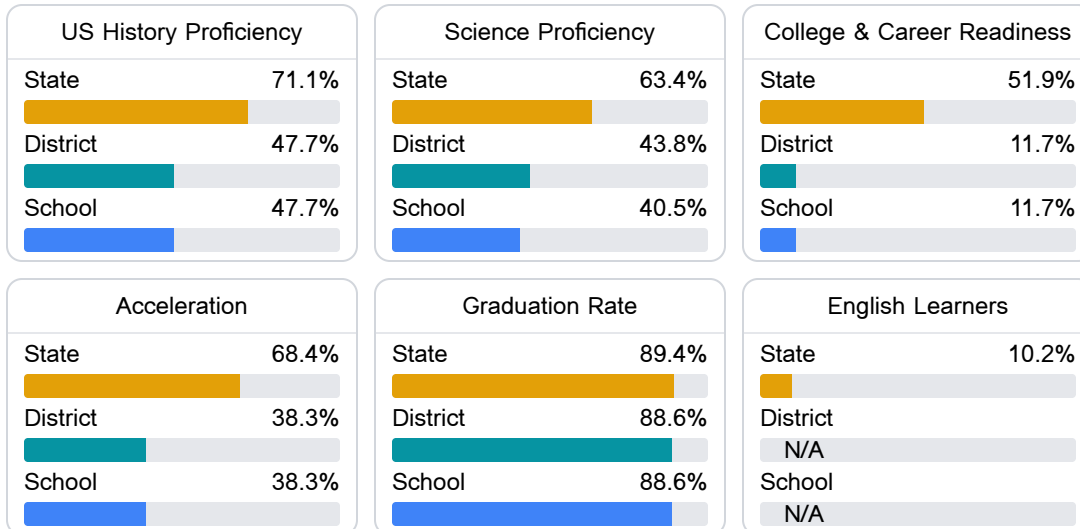
#### English

Measurements of student performance on the statewide English language arts (ELA) assessment.



#### Other Measures

Other measurements of student performance that factor into the accountability grade.



### Teacher Data

15.0

Teachers



80.0%

Experienced Teachers

0.0%

Provisional Teachers

77.8%

In-Field Teachers

## Detailed Assessment and Other Data

### Student Performance

The following information shows each level of student performance on statewide assessments.

#### Math

Level 1		Level 2		Level 3		Level 4		Level 5	
State	0-10%	State	11-20%	State	21-30%	State	31-40%	State	11-20%
District	0-10%	District	11-20%	District	41-50%	District	21-30%	District	0-10%
School	N/A	School	11-20%	School	51-60%	School	11-20%	School	0-10%
Minimal		Basic		Passing		Proficient		Advanced	

#### English

Level 1		Level 2		Level 3		Level 4		Level 5	
State	9.1%	State	17.9%	State	27.3%	State	28.8%	State	16.9%
District	11-20%	District	31-40%	District	31-40%	District	11-20%	District	0-10%
School	26.2%	School	32.3%	School	23.1%	School	12.3%	School	6.2%
Minimal		Basic		Passing		Proficient		Advanced	

#### Science

Level 1		Level 2		Level 3		Level 4		Level 5	
State	11.2%	State	11.0%	State	19.5%	State	34.8%	State	23.5%
District	21-30%	District	11-20%	District	21-30%	District	21-30%	District	0-10%
School	41-50%	School	21-30%	School	11-20%	School	0-10%	School	0-10%
Minimal		Basic		Passing		Proficient		Advanced	

### Student Assessment Participation



### Discipline



### Other Data

