



Forest High School

Forest Municipal School District



511 CLEVELAND STREET
Forest, MS 39074



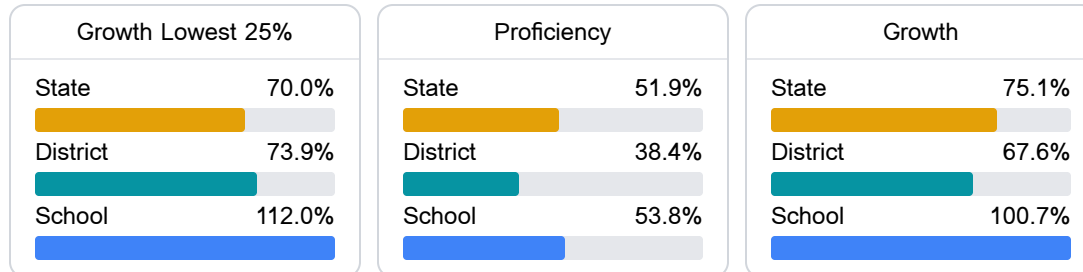
Latoria Pittmon
lpittmon@forest.k12.ms.us

School Accountability Grade Components

Mississippi's accountability system assigns "A" through "F" letter grades for schools and districts. Grades are based on student achievement, student growth, student participation in testing, and other academic measures.

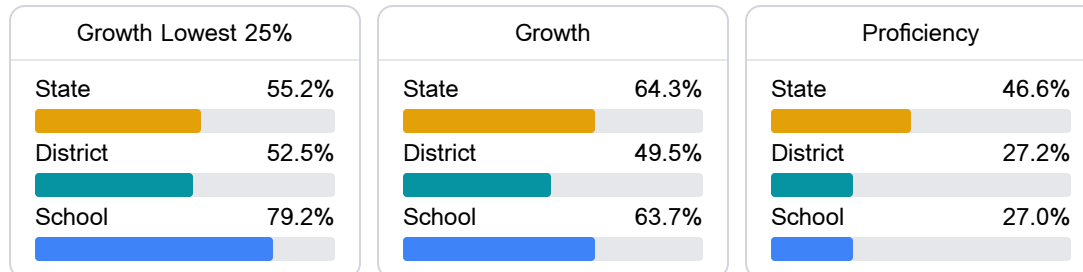
Math

Measurements of student performance on the statewide math assessment.



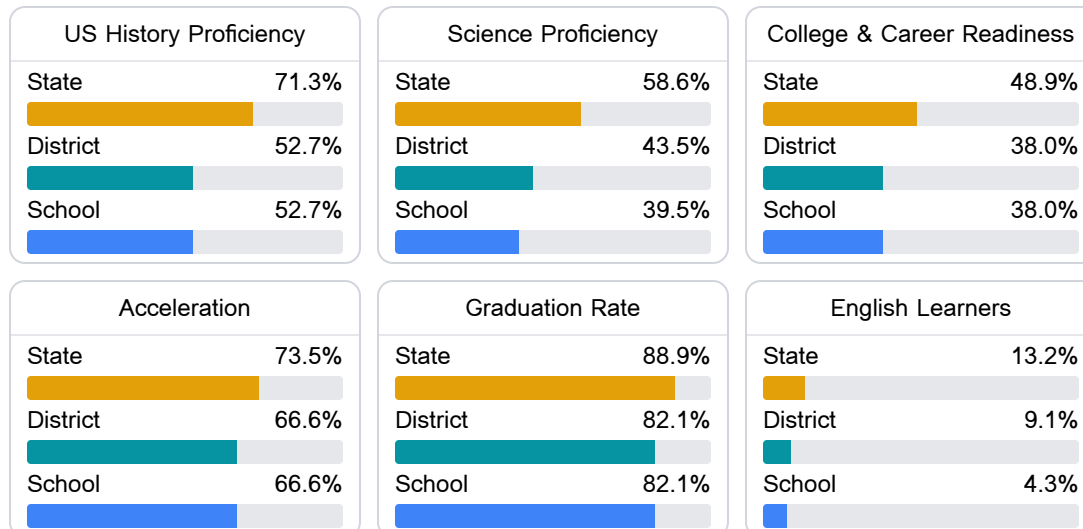
English

Measurements of student performance on the statewide English language arts (ELA) assessment.



Other Measures

Other measurements of student performance that factor into the accountability grade.



Teacher Data

28.1

Teachers



71.2%

Experienced Teachers

0.0%

Provisional Teachers

99.6%

In-Field Teachers

Detailed Assessment and Other Data

Student Performance

The following information shows each level of student performance on statewide assessments.

Math

Level 1	Level 2	Level 3	Level 4	Level 5
State 0-10%	State 11-20%	State 21-30%	State 31-40%	State 11-20%
District 6.0%	District 23.8%	District 33.3%	District 27.7%	District 9.2%
School 0-10%	School 11-20%	School 31-40%	School 41-50%	School 0-10%
Minimal	Basic	Passing	Proficient	Advanced

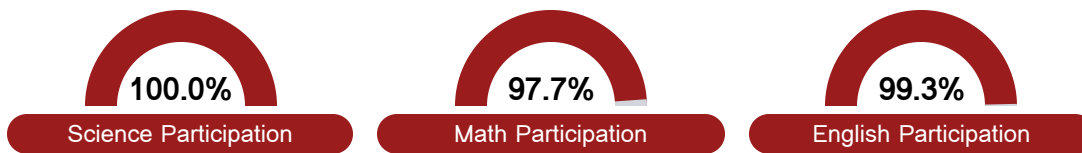
English

Level 1	Level 2	Level 3	Level 4	Level 5
State 8.3%	State 17.0%	State 29.7%	State 29.3%	State 15.7%
District 11-20%	District 21-30%	District 31-40%	District 11-20%	District 0-10%
School 21-30%	School 31-40%	School 21-30%	School 11-20%	School 0-10%
Minimal	Basic	Passing	Proficient	Advanced

Science

Level 1	Level 2	Level 3	Level 4	Level 5
State 11.4%	State 11.9%	State 20.8%	State 33.6%	State 22.3%
District 18.1%	District 18.1%	District 23.1%	District 28.4%	District 12.3%
School 24.5%	School 18.9%	School 17.5%	School 23.1%	School 16.1%
Minimal	Basic	Passing	Proficient	Advanced

Student Assessment Participation



Discipline



Other Data



41.9%

Chronic Absenteeism



\$12,228.59

Per-Pupil Expenditure



51.7%

Post-Secondary Enrollment



39.9%

Advanced Course Participation