



Forest High School

Forest Municipal School District



511 CLEVELAND STREET
Forest, MS 39074



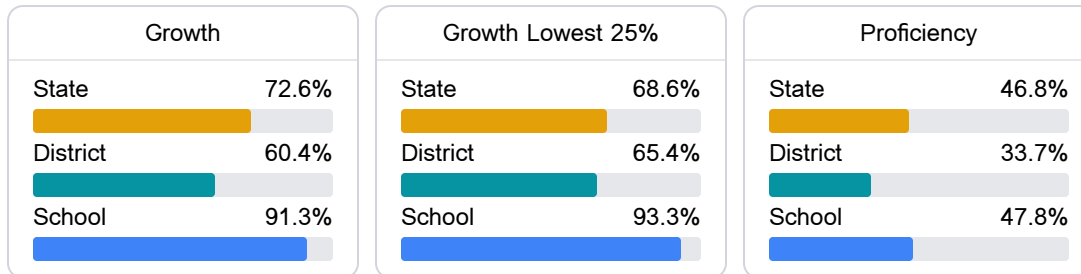
Latoria Pittmon
lpittmon@forest.k12.ms.us

School Accountability Grade Components

Mississippi's accountability system assigns "A" through "F" letter grades for schools and districts. Grades are based on student achievement, student growth, student participation in testing, and other academic measures. COVID - 19 pandemic disruptions continue to be reflected in 2021 - 2022 accountability data, particularly growth data.

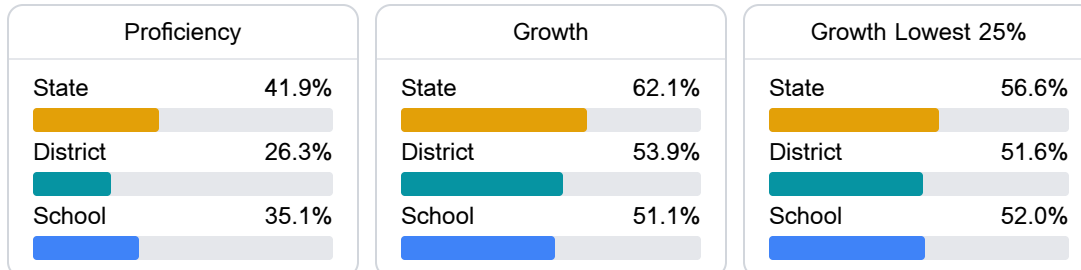
Math

Measurements of student performance on the statewide math assessment.



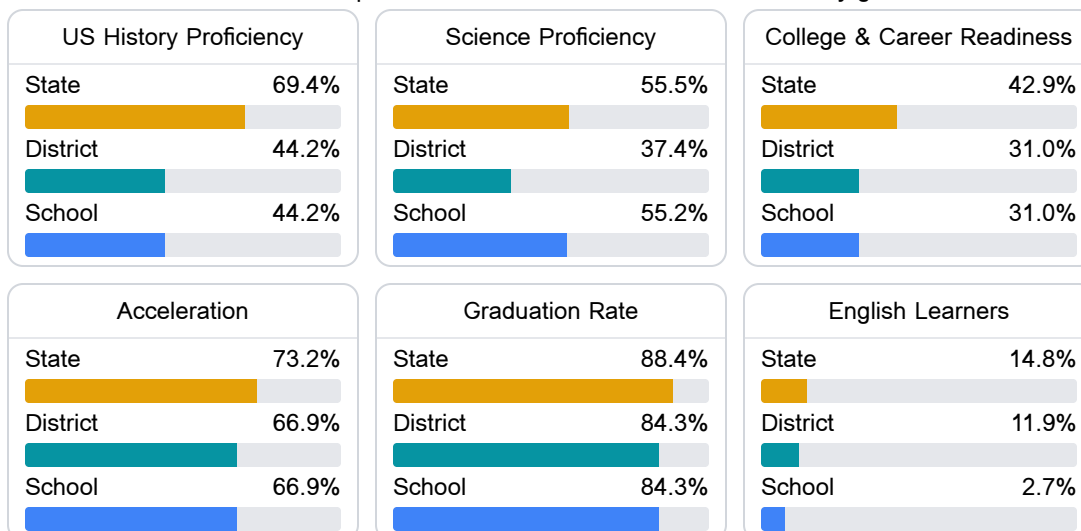
English

Measurements of student performance on the statewide English language arts (ELA) assessment.



Other Measures

Other measurements of student performance that factor into the accountability grade.



Teacher Data

30.4

Teachers



68.8%

Experienced Teachers

5.7%

Provisional Teachers

95.4%

In-Field Teachers

Detailed Assessment and Other Data

Student Performance

The following information shows each level of student performance on statewide assessments.

Math

Level 1		Level 2		Level 3		Level 4		Level 5	
State	7.0%	State	19.3%	State	27.3%	State	31.5%	State	15.0%
District	10.5%	District	25.3%	District	32.8%	District	23.2%	District	8.3%
School	N/A	School	7.1%	School	45.9%	School	39.8%	School	7.1%
Minimal		Basic		Passing		Proficient		Advanced	

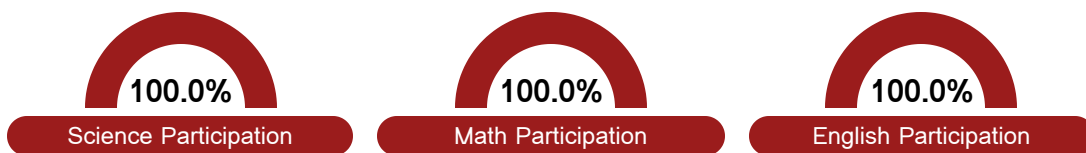
English

Level 1		Level 2		Level 3		Level 4		Level 5	
State	8.6%	State	18.9%	State	31.3%	State	29.1%	State	12.1%
District	11-20%	District	21-30%	District	31-40%	District	11-20%	District	0-10%
School	13.4%	School	18.6%	School	34.0%	School	27.8%	School	6.2%
Minimal		Basic		Passing		Proficient		Advanced	

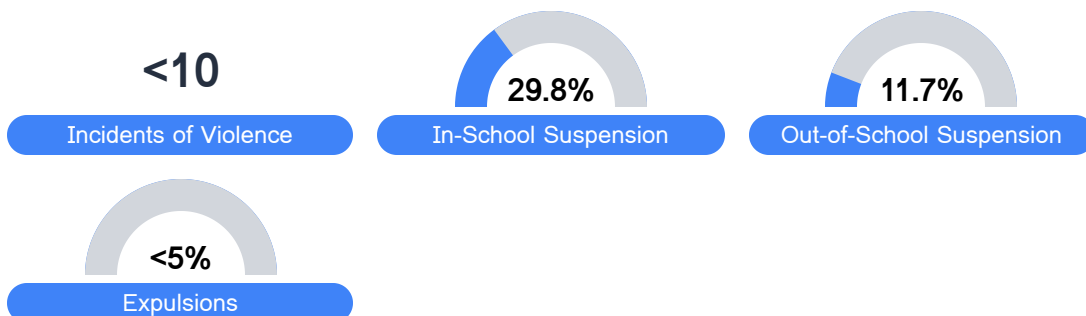
Science

Level 1		Level 2		Level 3		Level 4		Level 5	
State	11.0%	State	12.4%	State	22.5%	State	34.7%	State	19.4%
District	27.1%	District	16.7%	District	23.5%	District	22.7%	District	10.1%
School	13.0%	School	10.9%	School	23.9%	School	29.4%	School	22.8%
Minimal		Basic		Passing		Proficient		Advanced	

Student Assessment Participation



Discipline



Other Data



50.0 %

Chronic Absenteeism



\$10,977.39

Per-Pupil Expenditure



59.5 %

Post-Secondary Enrollment



46.5%

Advanced Course Participation