



## Forest Elementary School

Forest Municipal School District



513 CLEVELAND STREET  
Forest, MS 39074



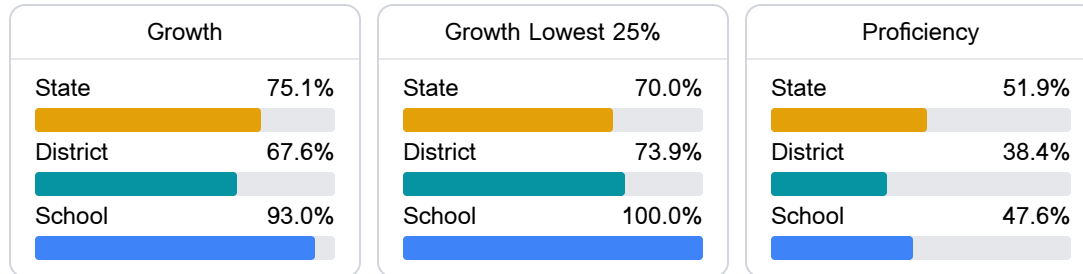
Tracy Adcock  
tadcock@forest.k12.ms.us

### School Accountability Grade Components

Mississippi's accountability system assigns "A" through "F" letter grades for schools and districts. Grades are based on student achievement, student growth, student participation in testing, and other academic measures.

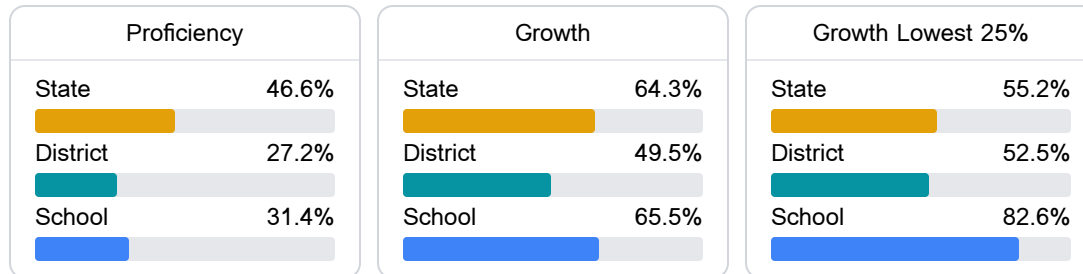
#### Math

Measurements of student performance on the statewide math assessment.



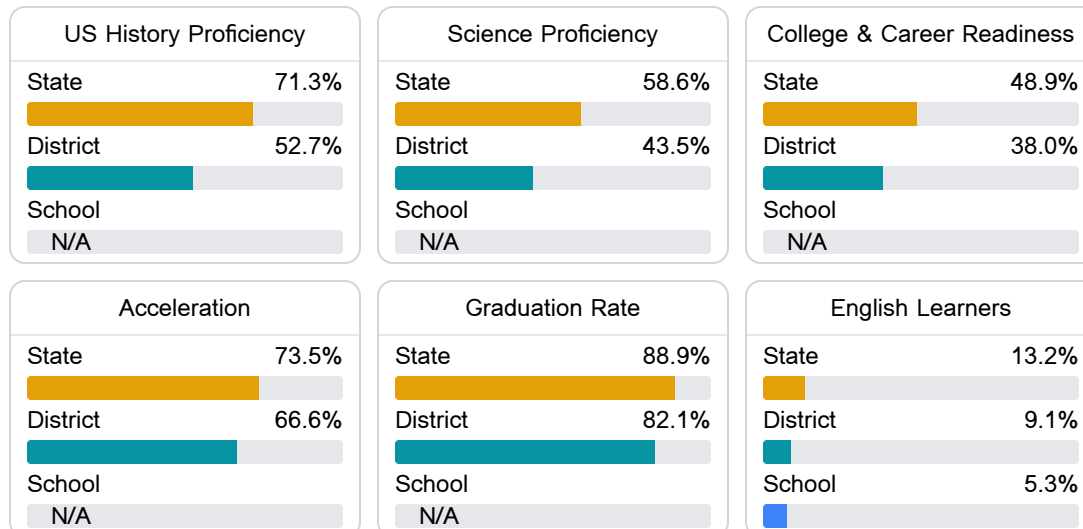
#### English

Measurements of student performance on the statewide English language arts (ELA) assessment.



#### Other Measures

Other measurements of student performance that factor into the accountability grade.



### Teacher Data

46.1

Teachers



65.7%

Experienced Teachers

0.4%

Provisional Teachers

100.0%

In-Field Teachers

## Detailed Assessment and Other Data

## Student Performance

The following information shows each level of student performance on statewide assessments.

## Math

Level 1		Level 2		Level 3		Level 4		Level 5	
State	0-10%	State	11-20%	State	21-30%	State	31-40%	State	11-20%
District	6.0%	District	23.8%	District	33.3%	District	27.7%	District	9.2%
School	5.5%	School	17.3%	School	30.3%	School	28.7%	School	18.1%
Minimal		Basic		Passing		Proficient		Advanced	

## English

Level 1		Level 2		Level 3		Level 4		Level 5	
State	8.3%	State	17.0%	State	29.7%	State	29.3%	State	15.7%
District	11-20%	District	21-30%	District	31-40%	District	11-20%	District	0-10%
School	8.7%	School	24.8%	School	35.8%	School	25.6%	School	5.1%
Minimal		Basic		Passing		Proficient		Advanced	

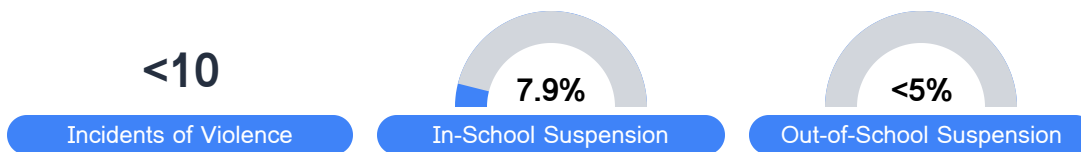
## Science

Level 1		Level 2		Level 3		Level 4		Level 5	
State	11.4%	State	11.9%	State	20.8%	State	33.6%	State	22.3%
District	18.1%	District	18.1%	District	23.1%	District	28.4%	District	12.3%
School	N/A	School	N/A	School	N/A	School	N/A	School	N/A
Minimal		Basic		Passing		Proficient		Advanced	

## Student Assessment Participation



## Discipline



## Other Data



19.4 %

Chronic Absenteeism



\$11,300.16

Per-Pupil Expenditure